

INDEPENDENT AUDITOR'S REPORT

To the Members of Gateway Distriparks (Kerala) Limited

Report on the Audit of the Ind AS Financial Statements**Opinion**

We have audited the accompanying Ind AS financial statements of Gateway Distriparks (Kerala) Limited ("the Company"), which comprise the Balance sheet as at March 31 2019, the Statement of Profit and Loss, including the statement of Other Comprehensive Income, the Cash Flow Statement and the Statement of Changes in Equity for the year then ended, and notes to the financial statements, including a summary of significant accounting policies and other explanatory information.

In our opinion and to the best of our information and according to the explanations given to us, the aforesaid Ind AS financial statements give the information required by the Companies Act, 2013, as amended ("the Act") in the manner so required and give a true and fair view in conformity with the accounting principles generally accepted in India, of the state of affairs of the Company as at March 31, 2019, its profit including other comprehensive income, its cash flows and the changes in equity for the year ended on that date.

Basis for Opinion

We conducted our audit of the Ind AS financial statements in accordance with the Standards on Auditing (SAs), as specified under section 143(10) of the Act. Our responsibilities under those Standards are further described in the 'Auditor's Responsibilities for the Audit of the Ind AS Financial Statements' section of our report. We are independent of the Company in accordance with the 'Code of Ethics' issued by the Institute of Chartered Accountants of India together with the ethical requirements that are relevant to our audit of the financial statements under the provisions of the Act and the Rules thereunder, and we have fulfilled our other ethical responsibilities in accordance with these requirements and the Code of Ethics. We believe that the audit evidence we have obtained is sufficient and appropriate to provide a basis for our audit opinion on the Ind AS financial statements.

Other Information

The Company's Board of Directors is responsible for the other information. The other information comprises the information included in the Director report, but does not include the Ind AS financial statements and our auditor's report thereon.

~~Our opinion on the Ind AS financial statements does not cover the other information and we do not express any form of assurance conclusion thereon.~~

In connection with our audit of the Ind AS financial statements, our responsibility is to read the other information and, in doing so, consider whether such other information is materially inconsistent with the financial statements or our knowledge obtained in the audit or otherwise appears to be materially misstated. If, based on the work we have performed, we conclude that there is a material misstatement of this other information, we are required to report that fact. We have nothing to report in this regard.

Responsibility of Management for the Ind AS Financial Statements

The Company's Board of Directors is responsible for the matters stated in section 134(5) of the Act with respect to the preparation of these Ind AS financial statements that give a true and fair view of the financial position, financial performance including other comprehensive income, cash flows and changes in equity of the Company in accordance with the accounting principles generally accepted in India, including the Indian Accounting Standards (Ind AS) specified under section 133 of the Act read



with the Companies (Indian Accounting Standards) Rules, 2015, as amended. This responsibility also includes maintenance of adequate accounting records in accordance with the provisions of the Act for safeguarding of the assets of the Company and for preventing and detecting frauds and other irregularities; selection and application of appropriate accounting policies; making judgments and estimates that are reasonable and prudent; and the design, implementation and maintenance of adequate internal financial controls, that were operating effectively for ensuring the accuracy and completeness of the accounting records, relevant to the preparation and presentation of the Ind AS financial statements that give a true and fair view and are free from material misstatement, whether due to fraud or error.

In preparing the Ind AS financial statements, management is responsible for assessing the Company's ability to continue as a going concern, disclosing, as applicable, matters related to going concern and using the going concern basis of accounting unless management either intends to liquidate the Company or to cease operations, or has no realistic alternative but to do so.

Those Board of Directors are also responsible for overseeing the Company's financial reporting process.

Auditor's Responsibilities for the Audit of the Ind AS Financial Statements

Our objectives are to obtain reasonable assurance about whether the Ind AS financial statements as a whole are free from material misstatement, whether due to fraud or error, and to issue an auditor's report that includes our opinion. Reasonable assurance is a high level of assurance, but is not a guarantee that an audit conducted in accordance with SAs will always detect a material misstatement when it exists. Misstatements can arise from fraud or error and are considered material if, individually or in the aggregate, they could reasonably be expected to influence the economic decisions of users taken on the basis of these Ind AS financial statements.

As part of an audit in accordance with SAs, we exercise professional judgment and maintain professional skepticism throughout the audit. We also:

- Identify and assess the risks of material misstatement of the Ind AS financial statements, whether due to fraud or error, design and perform audit procedures responsive to those risks, and obtain audit evidence that is sufficient and appropriate to provide a basis for our opinion. The risk of not detecting a material misstatement resulting from fraud is higher than for one resulting from error, as fraud may involve collusion, forgery, intentional omissions, misrepresentations, or the override of internal control.
- Obtain an understanding of internal control relevant to the audit in order to design audit procedures that are appropriate in the circumstances. Under section 143(3)(i) of the Act, we are also responsible for expressing our opinion on whether the Company has adequate internal financial controls system in place and the operating effectiveness of such controls.
- Evaluate the appropriateness of accounting policies used and the reasonableness of accounting estimates and related disclosures made by management.
- Conclude on the appropriateness of management's use of the going concern basis of accounting and, based on the audit evidence obtained, whether a material uncertainty exists related to events or conditions that may cast significant doubt on the Company's ability to continue as a going concern. If we conclude that a material uncertainty exists, we are required to draw attention in our auditor's report to the related disclosures in the financial statements or, if such disclosures are inadequate, to modify our opinion. Our conclusions are based on the audit evidence obtained up to the date of our auditor's report. However, future events or conditions may cause the Company to cease to continue as a going concern.
- Evaluate the overall presentation, structure and content of the Ind AS financial statements, including the disclosures, and whether the Ind AS financial statements represent the underlying transactions and events in a manner that achieves fair presentation.

We communicate with those charged with governance regarding, among other matters, the planned



scope and timing of the audit and significant audit findings, including any significant deficiencies in internal control that we identify during our audit.

We also provide those charged with governance with a statement that we have complied with relevant ethical requirements regarding independence, and to communicate with them all relationships and other matters that may reasonably be thought to bear on our independence, and where applicable, related safeguards.

From the matters communicated with those charged with governance, we determine those matters that were of most significance in the audit of the Ind AS financial statements for the financial year ended March 31, 2019 and are therefore the key audit matters. We describe these matters in our auditor's report unless law or regulation precludes public disclosure about the matter or when, in extremely rare circumstances, we determine that a matter should not be communicated in our report because the adverse consequences of doing so would reasonably be expected to outweigh the public interest benefits of such communication.

Report on Other Legal and Regulatory Requirements

1. As required by the Companies (Auditor's Report) Order, 2016 ("the Order"), issued by the Central Government of India in terms of sub-section (11) of section 143 of the Act, we give in the "Annexure 1" a statement on the matters specified in paragraphs 3 and 4 of the Order.
2. As required by Section 143(3) of the Act, we report that:
 - (a) We have sought and obtained all the information and explanations which to the best of our knowledge and belief were necessary for the purposes of our audit;
 - (b) In our opinion, proper books of account as required by law have been kept by the Company so far as it appears from our examination of those books;
 - (c) The Balance Sheet, the Statement of Profit and Loss including the Statement of Other Comprehensive Income, the Cash Flow Statement and Statement of Changes in Equity dealt with by this Report are in agreement with the books of account;
 - (d) In our opinion, the aforesaid Ind AS financial statements comply with the Accounting Standards specified under Section 133 of the Act, read with Companies (Indian Accounting Standards) Rules, 2015, as amended;
 - (e) On the basis of the written representations received from the directors as on March 31, 2019 taken on record by the Board of Directors, none of the directors is disqualified as on March 31, 2019 from being appointed as a director in terms of Section 164 (2) of the Act;
 - (f) With respect to the adequacy of the internal financial controls over financial reporting of the Company with reference to these Ind AS financial statements and the operating effectiveness of such controls, refer to our separate Report in "Annexure 2" to this report;
 - (g) With respect to the other matters to be included in the Auditor's Report in accordance with Rule 11 of the Companies (Audit and Auditors) Rules, 2014, as amended in our opinion and to the best of our information and according to the explanations given to us:
 - i. The Company has disclosed the impact of pending litigations on its financial position in its Ind AS financial statements – Refer Note 27 to the Ind AS financial statements;
 - ii. The Company did not have any long-term contracts including derivative contracts for which there were any material foreseeable losses;



S.R. BATLIBOI & Co. LLP


Chartered Accountants

- iii. There were no amounts which were required to be transferred to the Investor Education and Protection Fund by the Company.

For **S.R. Batliboi & CO. LLP**

Chartered Accountants

ICAI Firm Registration Number: 301003E/E300005



per Vishal Sharma

Partner

Membership Number: 096766

Place of Signature: Gurugram

Date: May 13, 2019



Annexure '1' referred to in paragraph under the heading "Report on other legal and regulatory requirements" of our report of even date

Re: Gateway Distriparks (Kerala) Limited ("the Company")

- (i)(a) The Company has maintained proper records showing full particulars, including quantitative details and situation of fixed assets.
- (b) Fixed assets have been physically verified by the management during the year and no material discrepancies were identified on such verification.
- (c) According to the information and explanations given by the management the title deeds of immovable properties included in property, plant and equipment are held in the name of the company.

Further, title deeds in respect of one immovable properties having gross and net book value of INR 1,277.63 lakhs included in plant, property and equipment are pledged with Kerala State Industrial Development Corporation Limited and are not available with the Company. The same has not been independently confirmed by the bank and hence we are unable to comment on the same.

- (ii) The Company's business does not involve inventories and, accordingly, the requirements under paragraph 3(ii) of the Order are not applicable to the Company.
- (iii) According to the information and explanations given to us, the Company has not granted any loans, secured or unsecured to companies, firms, Limited Liability Partnerships or other parties covered in the register maintained under section 189 of the Companies Act, 2013. Accordingly, the provisions of clause 3(iii) (a), (b) and (c) of the Order are not applicable to the Company and hence not commented upon.
- (iv) In our opinion and according to the information and explanations given to us, there are no loans, investments, guarantees, and securities granted in respect of which provisions of section 185 and 186 of the Companies Act 2013 are applicable and hence not commented upon.
- (v) The Company has not accepted any deposits within the meaning of Sections 73 to 76 of the Act and the Companies (Acceptance of Deposits) Rules, 2014 (as amended). Accordingly, the provisions of clause 3(v) of the Order are not applicable.
- (vi) To the best of our knowledge and as explained, the Central Government has not specified the maintenance of cost records under Section 148(1) of the Companies Act, 2013, for the products/services of the Company.
- (vii)(a) The Company is regular in depositing with appropriate authorities undisputed statutory dues including provident fund, employees' state insurance, income-tax, sales-tax, service tax, duty of custom, value added tax, goods and service tax, cess and other statutory dues applicable to it. The provisions relating to duty of excise are not applicable to the Company.



- (b) According to the information and explanations given to us, no undisputed amounts payable in respect of provident fund, employees' state insurance, income-tax, service tax, sales-tax, duty of custom, value added tax, goods and service tax, cess and other statutory dues were outstanding, at the year end, for a period of more than six months from the date they became payable. The provisions relating to duty of excise are not applicable to the Company.
- (c) According to the information and explanations given to us, there are no dues of income tax, sales-tax, service tax, customs duty, value added tax, goods and services tax, cess and other statutory dues which have not been deposited on account of any dispute. The provisions relating to duty of excise are not applicable to the Company.
- (viii) In our opinion and according to the information and explanations given by the management, the Company has not defaulted in repayment of loans or borrowings to a financial institution, bank as at balance sheet date. The Company does not have any loans or borrowings from Government, nor has it issued any debentures as at balance sheet date.
- (ix) In our opinion and according to the information and explanations given by the management, monies raised by way of term loans were applied for the purposes for which they were raised.
- Further, based on the information and explanations given by the management, the Company has not raised any money way of initial public offer / further public offer / debt instruments.
- (x) Based upon the audit procedures performed for the purpose of reporting the true and fair view of the financial statements and according to the information and explanations given by the management, we report that no fraud by the Company or no material fraud on the Company by the officers and employees of the Company has been noticed or reported during the year.
- (xi) According to the information and explanations given by the management, the managerial remuneration has been provided in accordance with the requisite approvals mandated by the provisions of section 197 read with Schedule V to the Companies Act, 2013.
- (xii) In our opinion, the Company is not a nidhi company. Therefore, the provisions of clause 3(xii) of the order are not applicable to the Company and hence not commented upon.
- (xiii) According to the information and explanations given by the management, transactions with the related parties are in compliance with section 177 and 188 of Companies Act, 2013 where applicable and the details have been disclosed in the notes to the financial statements, as required by the applicable accounting standards.
- (xiv) According to the information and explanations given to us and on an overall examination of the balance sheet, the company has not made any preferential allotment or private placement of shares or fully or partly convertible debentures during the year under review and hence, reporting requirements under clause 3(xiv) are not applicable to the company and, hence not commented upon.
- (xv) According to the information and explanations given by the management, the Company has not entered into any non-cash transactions with directors or persons connected with him as referred to in section 192 of Companies Act, 2013.



S.R. BATLIBOI & Co. LLP

Chartered Accountants

(xvi) According to the information and explanations given to us, the provisions of section 45-IA of the Reserve Bank of India Act, 1934 are not applicable to the Company.

For **S.R. Batliboi & Co. LLP**

Chartered Accountants

ICAI Firm Registration Number: 301003E/E300005



per Vishal Sharma

Partner

Membership Number: 096766

Place of Signature: Gurugram

Date: May 13, 2019



**ANNEXURE 2 TO THE INDEPENDENT AUDITOR'S REPORT OF EVEN DATE ON THE
IND AS FINANCIAL STATEMENTS OF GATEWAY DISTRI PARKS (KERALA) LIMITED**

**Report on the Internal Financial Controls under Clause (i) of Sub-section 3 of Section 143 of the
Companies Act, 2013 ("the Act")**

We have audited the internal financial controls over financial reporting of Gateway Distriparks (Kerala) Limited ("the Company") as of March 31, 2019 in conjunction with our audit of the financial statements of the Company for the year ended on that date.

Management's Responsibility for Internal Financial Controls

The Company's Management is responsible for establishing and maintaining internal financial controls based on the internal control over financial reporting criteria established by the Company considering the essential components of internal control stated in the Guidance Note on Audit of Internal Financial Controls over Financial Reporting issued by the Institute of Chartered Accountants of India. These responsibilities include the design, implementation and maintenance of adequate internal financial controls that were operating effectively for ensuring the orderly and efficient conduct of its business, including adherence to the Company's policies, the safeguarding of its assets, the prevention and detection of frauds and errors, the accuracy and completeness of the accounting records, and the timely preparation of reliable financial information, as required under the Companies Act, 2013.

Auditor's Responsibility

Our responsibility is to express an opinion on the Company's internal financial controls over financial reporting with reference to these financial statements based on our audit. We conducted our audit in accordance with the Guidance Note on Audit of Internal Financial Controls Over Financial Reporting (the "Guidance Note") and the Standards on Auditing as specified under section 143(10) of the Companies Act, 2013, to the extent applicable to an audit of internal financial controls and, both issued by the Institute of Chartered Accountants of India. Those Standards and the Guidance Note require that we comply with ethical requirements and plan and perform the audit to obtain reasonable assurance about whether adequate internal financial controls over financial reporting with reference to these financial statements were established and maintained and if such controls operated effectively in all material respects.

Our audit involves performing procedures to obtain audit evidence about the adequacy of the internal financial controls over financial reporting with reference to these financial statements and their operating effectiveness. Our audit of internal financial controls over financial reporting included obtaining an understanding of internal financial controls over financial reporting with reference to these financial statements, assessing the risk that a material weakness exists, and testing and evaluating the design and operating effectiveness of internal controls based on the assessed risk. The procedures selected depend on the auditor's judgement, including the assessment of the risks of material misstatement of the financial statements, whether due to fraud or error.

We believe that the audit evidence we have obtained is sufficient and appropriate to provide a basis for our audit opinion on the internal financial controls over financial reporting with reference to these financial statements.

**Meaning of Internal Financial Controls Over Financial Reporting with reference to these
financial statements**

A company's internal financial control over financial reporting with reference to these financial statements is a process designed to provide reasonable assurance regarding the reliability of financial reporting and the preparation of financial statements for external purposes in accordance with generally



accepted accounting principles. A company's internal financial control over financial reporting with reference to these financial statements includes those policies and procedures that (1) pertain to the maintenance of records that, in reasonable detail, accurately and fairly reflect the transactions and dispositions of the assets of the company; (2) provide reasonable assurance that transactions are recorded as necessary to permit preparation of financial statements in accordance with generally accepted accounting principles, and that receipts and expenditures of the company are being made only in accordance with authorisations of management and directors of the company; and (3) provide reasonable assurance regarding prevention or timely detection of unauthorized acquisition, use, or disposition of the company's assets that could have a material effect on the financial statements.

Inherent Limitations of Internal Financial Controls Over Financial Reporting with reference to these financial statements

Because of the inherent limitations of internal financial controls over financial reporting with reference to these financial statements, including the possibility of collusion or improper management override of controls, material misstatements due to error or fraud may occur and not be detected. Also, projections of any evaluation of the internal financial controls over financial reporting with reference to these financial statements to future periods are subject to the risk that the internal financial control over financial reporting with reference to these financial statements may become inadequate because of changes in conditions, or that the degree of compliance with the policies or procedures may deteriorate.

Opinion

In our opinion, the Company has, in all material respects, adequate internal financial controls over financial reporting with reference to these financial statements and such internal financial controls over financial reporting with reference to these financial statements were operating effectively as at March 31, 2019, based on the internal control over financial reporting criteria established by the Company considering the essential components of internal control stated in the Guidance Note on Audit of Internal Financial Controls Over Financial Reporting issued by the Institute of Chartered Accountants of India.

For **S.R. BATLIBOI & CO. LLP**

Chartered Accountants

ICAI Firm Registration Number: 301003E/E300005

per **Vishal Sharma**

Partner

Membership No.: 096766

Place of Signature: Gurugram

Date: May 13, 2019



GATEWAY DISTRIIPARKS (KERALA) LIMITED

Balance sheet as at 31 March 2019

(All amounts in INR lakhs, unless otherwise stated)

	Notes	As at 31 March 2019	As at 31 March 2018
ASSETS			
Non-current assets			
Property, plant and equipment	3	3,686.99	3,808.74
Other intangible assets	4	0.37	0.57
Financial assets			
i. Other financial assets	5(c)	294.95	293.39
Deferred tax assets (net)	7	-	42.87
Current tax assets (net)	8	46.97	44.39
Other non-current assets	6	2,070.29	2,111.18
Total non-current assets		6,099.57	6,301.14
Current assets			
Financial assets			
i. Trade receivables	5(a)	155.45	172.13
ii. Cash and cash equivalents	5(b)	114.58	26.30
iii. Other financial assets	5(c)	13.10	13.19
Other current assets	6	44.78	48.19
Total current assets		327.91	259.81
Total assets		6,427.48	6,560.95
EQUITY AND LIABILITIES			
Equity			
Equity share capital	9(a)	2,305.00	2,305.00
Other equity			
Reserve and surplus	9(b)	(213.26)	(229.82)
Equity Component of Compound Financial Instrument	9(b)	127.73	127.73
Total equity		2,219.47	2,202.91
LIABILITIES			
Non-current liabilities			
Financial liabilities			
i. Borrowings	10(a)	3,875.35	4,008.62
Employee Benefit Obligations	11	4.89	4.51
Deferred tax liabilities	7	36.17	-
Total non-current liabilities		3,916.41	4,013.13
Current liabilities			
Financial liabilities			
i. Trade payables			
- Total Outstanding dues of Micro Enterprises and Small Enterprises	10(b)	-	-
- Total Outstanding dues of Creditors other than Micro Enterprises and Small Enterprises	10(b)	29.48	45.03
ii. Other financial liabilities	10(c)	230.81	287.03
Employee Benefit Obligations	11	1.51	0.38
Other current liabilities	13	29.80	12.47
Total current liabilities		291.60	344.91
Total liabilities		4,208.01	4,358.04
Total equities and liabilities		6,427.48	6,560.95

The above balance sheet should be read in conjunction with the accompanying notes.

In terms of our report of even date.

For S.R. Batliboi & Co. LLP

Chartered Accountants

Firm Registration No.: 301003E/E300005



per Vishal Sharma

Partner

Membership No.: 96766

For and on behalf of the Board of Directors of
Gateway Distriparks (Kerala) Limited


Prem Kishan Dass Gupta

Chairman

DIN: 00011670



S. Kartik Aiyar

Company Secretary



P. Narayanan

Director

DIN: 00307798



R. Kumar

Chief Financial Officer

Place: New Delhi

Date: 13 May 2019

Place: New Delhi

Date: 13 May 2019

GATEWAY DISTRI PARKS (KERALA) LIMITED
Statement of Profit and Loss for the period ended 31st March 2019
(All amounts in INR lakhs, unless otherwise stated)


	Notes	Year ended 31 March 2019	Year ended 31 March 2018
Income			
Revenue from operations	14	1,372.03	1,173.09
Other income	15	10.60	50.53
Total Income		1,382.63	1,223.62
Expenses			
Operating expenses	16	386.86	331.09
Employee benefit expense	17	76.85	73.19
Depreciation and amortisation expense	18	184.31	183.49
Other expenses	19	328.30	290.88
Finance costs	20	286.13	287.44
Total expenses		1,262.45	1,166.09
Profit before exceptional items and tax		120.18	57.53
Exceptional items		-	-
Profit before tax		120.18	57.53
Income tax expense			
-Current tax	21	24.75	12.33
-Deferred tax	21	79.04	(64.06)
Total tax expense		103.79	(51.73)
Profit for the year		16.39	109.26
Other comprehensive income			
<i>Items that will not be reclassified to profit or loss</i>			
Remeasurements of post-employment benefit obligations	11	0.23	0.23
Income tax relating to the above		(0.06)	(0.07)
Other comprehensive income for the year, net of tax		0.17	0.16
Total comprehensive income for the year		16.56	109.42
Earnings per equity share for profit from continuing operation attributable to owners of Gateway Distriparks (Kerala) Limited			
Basic earnings per share (INR)	29	0.07	0.47
Diluted earnings per share (INR)	29	0.07	0.47

The above Statement of Profit and Loss should be read in conjunction with the accompanying notes.
In terms of our report of even date.

For S.R. Batliboi & Co. LLP
Firm Registration No.: 301003E/E300005
Chartered Accountants

For and on behalf of the Board of Directors of
Gateway Distriparks (Kerala) Limited


per Vishal Sharma
Partner
Membership No.: 96766




Prem Kishan Dass Gupta
Chairman
DIN: 00011670


P. Narayanan
Director
DIN: 00307798


S. Kartik Aiyar
Company Secretary


R. Kumar
Chief Financial Officer

Place: New Delhi
Date: 13 May 2019

Place: New Delhi
Date: 13 May 2019

GATEWAY DISTRI PARKS KERALA LIMITED

Statement of changes in equity for the year ended 31 March 2019

(All amounts in INR lakhs, unless otherwise stated)

Statement of changes in equity

(A) Equity share capital

	Notes	Number of shares	Amount
As at 1 April 2017	9 (a)	230.50	2,305.00
Changes in equity share capital		-	-
As at 31 March 2018		230.50	2,305.00
Changes in equity share capital	9 (a)	-	-
As at 31 March 2019		230.50	2,305.00

(B) Other equity

	Notes	Reserves and Surplus		
		Equity Component of Compound Financial Instrument	Retained earnings	Total Other Equity
Balance as at 01 April 2017	9 (b)	-	(339.22)	(339.22)
Profit for the year		-	109.26	109.26
Interest on Zero Coupon Redeemable Preference Shares		-	-	-
Other Comprehensive Income			0.16	0.16
Equity Component of Compound Financial Instrument (Refer Note 10(a)(ii))		127.73	-	127.73
Total comprehensive income for the year		127.73	(229.80)	(102.07)
Dividend paid	9 (b)	-	-	-
Dividend Distribution tax paid		-	-	-
Balance as at 31 March 2018		127.73	(229.80)	(102.07)
Balance as at 01 April 2018	9 (b)	127.73	(229.80)	(102.07)
Profit for the year		-	16.39	16.39
Other Comprehensive Income		-	0.17	0.16
Total comprehensive income for the year		127.73	(213.26)	(85.53)
Dividend paid	9(b)	-	-	-
Dividend Distribution tax paid	9(b)	-	-	-
Balance as at 31 March 2019		127.73	(213.26)	(85.53)

The above statement of changes in equity should be read in conjunction with the accompanying notes.

For S.R. Batliboi & Co. LLP.

Firm Registration No.: 301003E/E300005

Chartered Accountants

For and on behalf of the Board of Directors of

Gateway Distriparks (Kerala) Limited

per Vishal Sharma
Partner
Membership No.: 96766



Prem Kishan Dass Gupta
Chairman
DIN: 00011670

P. Narayanan
Director
DIN: 00307798

S. Kartik Aiyar
Company Secretary

R. Kumar
Chief Finance Officer

Place: New Delhi
Date: 13 May 2019

Place: New Delhi
Date: 13 May 2019

GATEWAY DISTRI PARKS (KERALA) LIMITED
Statement of Cash Flow for the Year ended 31 March 2019
(All amounts in INR lakhs, unless otherwise stated)

	Note	Year ended 31 March 2019	Year ended 31 March 2018
A Cash Flow from operating activities			
Profit before income tax		120.18	57.52
Adjustments to reconcile profit before tax to net cash flows:			
Depreciation of property, plant and equipment	18	184.11	183.20
Amortisation of intangible assets	18	0.20	0.29
Increase/(Decrease) in provision for doubtful debts	15	0.16	0.51
Liabilities/ provisions no longer required written back	15	(0.35)	(42.81)
Interest income	15	(10.25)	(7.72)
Finance costs	20	286.13	287.44
CWIP charged to expense	19	-	14.32
Loss on sale of Assets (net)	3	2.02	0.86
Change in operating assets and liabilities			
(Increase)/decrease in trade receivables	5(a)	16.68	(63.09)
(Increase)/decrease in other non-current assets	0	40.89	279.80
(Increase)/decrease in other current assets	6	3.41	(240.54)
Increase/(decrease) in trade payables	0	(15.56)	1.11
Increase/(decrease) in other financial liabilities		(56.74)	-
(Increase)/decrease in other financial assets		(1.47)	-
Increase/(decrease) in employee benefit obligations	11	1.51	1.98
Increase/(decrease) in other current liabilities	13	17.32	(0.08)
Cash generated from operations		588.24	472.79
Income taxes paid	8	(27.33)	(81.82)
Net cash inflow from operating activities		560.91	390.97
B Cash flow from investing activities:			
Purchase of property, plant and equipment and intangible assets	3 & 4	(66.94)	(88.55)
Sale proceeds of property, plant and equipment	3	2.55	2.45
Interest received	15	10.85	14.21
Net cash outflow from investing activities		(53.54)	(71.89)
C Cash flow from financing activities			
Proceeds from Long Term borrowings	10(a)		6.00
Repayment of long term borrowings	10(a)	(351.08)	(300.59)
Interest paid	20	(68.01)	(82.52)
Net cash outflow from financing activities		(419.09)	(377.11)
Net increase/(decrease) in cash and cash equivalents		88.28	(58.03)
Add: Cash and cash equivalents at the beginning of the financial year	5(b)	26.30	84.32
Cash and cash equivalents at the end of the year	5(b)	114.58	26.30



GATEWAY DISTRI PARKS (KERALA) LIMITED
Statement of Cash Flow for the Year ended 31 March 2019
(All amounts in INR lakhs, unless otherwise stated)

<i>Reconciliation of Cash and Cash Equivalents as per Statement of Cash Flow</i>		
Cash Flow statement as per above comprises of the following	31 March 2019	31 March 2018
Cash and cash equivalents	5(b) 114.58	26.30
Balances as per statement of cash flows	114.58	26.30

The above statement of cash flows should be read in conjunction with the accompanying notes.

For S.R. Batliboi & Co. LLP
Firm Registration No.: 301003E/E300005
Chartered Accountants



per Vishal Sharma
Partner
Membership No.: 96766



For and on behalf of the Board of Directors of
Gateway Distriparks (Kerala) Limited



Prem Kishan Dass Gupta
Chairman
DIN: 00011670



P. Narayanan
Director
DIN: 00307798



S. Kartik Aiyar
Company Secretary



R. Kumar
Chief Financial Officer

Place: New Delhi
Date: 13 May 2019

Place: New Delhi
Date: 13 May 2019

GATEWAY DISTRIIPARKS (KERALA) LIMITED

Notes annexed to and forming part of the Standalone Financial Statements for the year ended March 31, 2019

Background

Gateway Distriparks Kerala Limited (the 'Company') is engaged in the business of providing services of Container Freight Station ('CFS'). The CFS is located at NH 47 C, Vallarpadam, Kochi. CFS provides common user facilities offering services for Container Handling, Transport and Storage of import/ export laden and empty containers and cargo carried under customs control.

The financial statements were authorised for issue in accordance with a resolution of the directors on 13 May 2019.

1. SIGNIFICANT ACCOUNTING POLICIES:

This note provides a list of the significant accounting policies adopted in the preparation of these financial statements. These policies have been consistently applied to all the years presented, unless otherwise stated.

(a) Basis of Preparation:

i. Compliance With Ind AS

The financial statements of the Company have been prepared as a separate set of financial statement in accordance with Indian Accounting Standards (Ind AS) notified under the Companies (Indian Accounting Standards) Rules, 2015. (as amended from time to time).

ii. Historical Cost Convention

The financial statements have been prepared on a historical cost basis, except for the following:

- Certain financial instruments that are measured at fair value;
- Define benefit plan-plan assets measured at fair value; and
- Assets held for sale-measured at lower of carrying value and fair value less cost to sell.

iii. Current and non-current classification

The Company presents assets and liabilities in the balance sheet based on current/ non-current classification.

An asset is treated as current when it is:

- a. Expected to be realised or intended to be sold or consumed in normal operating cycle
- b. Held primarily for the purpose of trading.
- c. Expected to be realised within twelve months after the reporting period, or
- d. Cash or cash equivalent unless restricted from being exchanged or used to settle a liability for at least twelve months after the reporting period

All other assets are classified as non-current.

A liability is current when:

- a. It is expected to be settled in normal operating cycle
- b. It is held primarily for the purpose of trading
- c. It is due to be settled within twelve months after the reporting period, or
- d. There is no unconditional right to defer the settlement of the liability for at least twelve months after the reporting period

The Company classifies all other liabilities as non-current.

Deferred tax assets and liabilities are classified as non-current assets and liabilities.

The operating cycle is the time between the acquisition of assets for processing and their realisation in cash and cash equivalents. The Company has identified twelve months as its operating cycle.

(b) Compound Financial Instrument

Compound financial instrument issued by the Company comprises of compulsorily redeemable non-convertible preference shares. Compound financial instruments are split into separate equity and liability components. The liability component of a compound financial instrument is initially recognised at the fair value of a similar liability that does not have discretionary dividend feature/ off market interest rate. Subsequent to initial recognition, the liability component of a compound financial instrument is measured at amortised cost using the effective interest method. The equity component is initially recognised at the difference between the fair value of the compound financial instrument as a whole and the fair value of the liability component. This is recognised and included in



GATEWAY DISTRI PARKS (KERALA) LIMITED

Notes annexed to and forming part of the Standalone Financial Statements for the year ended March 31, 2019

shareholders' equity, net of income tax effects, and not subsequently re-measured. Any directly attributable transaction costs are allocated to the liability and equity components in proportion to their initial carrying amounts.

Interest related to the liability component of compound instrument is recognised in statement of profit or loss (unless it qualifies for inclusion in the cost of an asset).

(c) Segment Reporting:

Operating segments are reported in a manner consistent with the internal reporting provided to the Chief Operating Decision Maker ("CODM") of the company. The CODM, who is responsible for allocating resources and assessing performance of the operating segments, has been identified as the Chairman and Managing Director of the company. The company has identified one reportable segment "Container Freight Station" i.e. based on the information reviewed by CODM. Refer note 25 for segment information presented.

(d) Foreign currency translation:

i. Functional and presentation currency

Items included in the financial statements are measured using the currency of the primary economic environment in which the entity operates ('the functional currency'). The financial statements are presented in Indian Rupee (INR), which is the Company's functional and presentation currency.

ii. Transactions and balances

Foreign currency transactions are translated into functional currency using the exchange rates prevailing on the date of the transactions. Foreign exchange gains and losses resulting from the settlement of such transactions and from the translation of monetary assets and liabilities denominated in foreign currencies at year end exchange rates are generally recognised in Statement of profit and loss.

Foreign exchange differences regarded as an adjustment to borrowing costs are presented in the statement of profit and loss, within finance cost. All other foreign exchange gains and losses are presented in the Statement of profit and loss on a net basis.

Non-monetary assets and liabilities denominated in a foreign currency and measured at historical cost are translated at the exchange rate prevalent at the date of transaction.

Non-monetary items that are measured at fair value in a foreign currency are translated using the exchange rates at the date when the fair value was determined. Translation difference on assets and liabilities carried at fair value are reported as part of the fair value gain or loss. For example, translation differences on non-monetary assets and liabilities such as equity instruments held at fair value through profit or loss are recognised in statement of profit and loss as part of the fair value gain or loss and translation differences on non-monetary assets such as equity investments classified as FVOCI are recognised in other comprehensive income.

All monetary assets and liabilities in foreign currency are restated at the end of accounting period. With respect to long-term foreign currency monetary items, the Company has adopted the following policy:

Long Term foreign currency monetary item taken upto 31 March 2016 on depreciable assets:

- Foreign exchange difference on account of long term foreign currency loan on a depreciable asset, are adjusted in the cost of the depreciable asset, which would be depreciated over the balance life of the asset.

Long Term foreign currency monetary item taken after 01 April 2016 on depreciable assets:

- Foreign exchange difference on account of a depreciable assets, are included in the Statement of profit and Loss.

A monetary asset or liability is termed as a long-term foreign currency monetary item, if the asset or liability is expressed in a foreign currency and has a term of 12 months or more at the date of origination of the asset or liability.

(e) Revenue from contracts with customers

Company derives revenue from providing services of Container Freight Station ('CFS'). CFS provides common user facilities offering services for Container Handling, Transport and Storage of import/ export laden and empty containers and cargo carried under customs control.

Ind AS 115 "Revenue from Contracts with Customers" provides a control-based revenue recognition model and provides a five step application approach to be followed for revenue recognition.

- Identify the contract(s) with a customer



GATEWAY DISTRI PARKS (KERALA) LIMITED

Notes annexed to and forming part of the Standalone Financial Statements for the year ended March 31, 2019

under other expenses) because the amortization period of the asset that the Company otherwise would have used is one year or less.

Costs to fulfil a contract i.e. freight, insurance and other selling expenses are recognized as an expense in the period in which related revenue is recognised.

Critical judgements

The Company's contracts with customers include promises to transfer service to the customers. Judgement is required to determine the transaction price for the contract. The transaction price could be either a fixed amount of customer consideration or variable consideration with elements such as schemes, incentives, cash discounts, etc. The estimated amount of variable consideration is adjusted in the transaction price only to the extent that it is highly probable that a significant reversal in the amount of cumulative revenue recognised will not occur and is reassessed at the end of each reporting period.

Estimates of rebates and discounts are sensitive to changes in circumstances and the Company's past experience regarding returns and rebate entitlements may not be representative of customers' actual returns and rebate entitlements in the future.

Costs to obtain a contract are generally expensed as incurred. The assessment of this criteria requires the application of judgement, in particular when considering if costs generate or enhance resources to be used to satisfy future performance obligations and whether costs are expected to be recovered.

(f) Other revenue streams

Dividend

Revenue is recognised when the Company's right to receive the payment is established, which is generally when shareholders approve the dividend.

Interest Income

For all debt instruments measured either at amortised cost or at fair value through other comprehensive income, interest income is recorded using the effective interest rate (EIR). EIR is the rate that exactly discounts the estimated future cash payments or receipts over the expected life of the financial instrument or a shorter period, where appropriate, to the gross carrying amount of the financial asset or to the amortised cost of a financial liability. When calculating the effective interest rate, the Company estimates the expected cash flows by considering all the contractual terms of the financial instrument (for example, prepayment, extension, call and similar options) but does not consider the expected credit losses. Interest income is included in finance income in the statement of profit and loss.

Revenue is measured at the fair value of the consideration received or receivable. Amounts disclosed as revenue are net of returns, trade allowances, rebates, value added taxes and amounts collected on behalf of third parties.

The Company recognises revenue when the amount of revenue can be reliably measured, it is probable that future economic benefit will flow to the entity and specific criteria have been met for the each of the company activities as described below. The Company bases its estimates on historical results, taking into consideration the type of customer, the type of transaction and the specific of each arrangement.

- Income from Container handling and transportation are recognised on proportionate completion of the movement and delivery of goods to the party/designated place.
- Income from Container Handling and Storage are recognised on the basis of percentage completion of the activity on container/ cargo. Income from Ground Rent is recognised for the period the container is lying in the Container Freight Station. However, in case of long standing containers, Income from Ground Rent is not accrued for a period beyond 60 days on a consistent basis as per the prevailing business practice.
- Income from auction is recognised when the company auctions long-standing cargo that has not been cleared by customer. Revenue and expenses for Auction are recognised when auction is completed after obtaining necessary approvals from appropriate authorities. Auction include recovery of the cost incurred in conducting auctions, custom duties on long-standing cargo and accrued ground rent and handling charges relating to long-standing cargo. Surplus, out of auctions, if any, after meeting all expenses and the actual ground rent, is credited to a separate account 'Auction Surplus' and is shown under the head 'Other Current Liabilities'. Unclaimed Auction Surplus, if any, in excess of period specified under the Limitations Act is written back as 'Income' in the following financial year.

(g) Income Tax:

The income tax expense or credit for the period is the tax payable on the current period's taxable income based on the applicable income tax rate adjusted by changes in deferred tax assets and liabilities attributable to temporary differences and to unused tax losses.

Current income tax

The current income tax charge is calculated on the basis of the tax laws enacted or substantively enacted at the end of the reporting period where the company generate taxable income. Management periodically evaluates position



GATEWAY DISTRI PARKS (KERALA) LIMITED

Notes annexed to and forming part of the Standalone Financial Statements for the year ended March 31, 2019

taken in tax returns with respect to situations in which applicable tax regulation is subject to interpretation. It establishes provisions where appropriate on the basis of amounts expected to be paid to the tax authorities.

Deferred tax

Deferred income tax is provided in full, using the liability method, on temporary differences arising between the tax bases of assets and liabilities and their carrying amounts in the financial statements. Deferred income tax is determined using tax rates (and laws) that have been enacted or substantially enacted by the end of the reporting period and are expected to apply when the related deferred income tax asset is realised or the deferred income tax liability is settled.

Deferred tax assets are recognised for all deductible temporary differences and unused tax losses only if it is probable that future taxable amounts will be available to utilise those temporary differences and losses.

Deferred tax liabilities are not recognised for the temporary differences between the carrying amount and tax bases of investments in subsidiaries, branches and associates and interest in joint arrangements where the company is able to control the timing of the reversal of the temporary differences and it is probable that the differences will not reverse in the foreseeable future.

Deferred tax assets are not recognised for temporary differences between the carrying amount and tax bases of investments in subsidiaries, branches and associates and interest in joint arrangements where it is not probable that the differences will reverse in the foreseeable future and taxable profit will not be available against which the temporary differences can be utilised.

Deferred tax assets and liabilities are offset when there is a legally enforceable right to offset current tax assets and liabilities and when the deferred tax balances relate to the same taxation authority. Current tax assets and tax liabilities are offset where the entity has a legally enforceable right to offset and intends either to settle on a net basis, or to realise the assets and settle the liability simultaneously.

Current and deferred tax is recognised in Statement of profit and loss, except to the extent that it relates to items recognised in other comprehensive income or directly in equity. In this case, the tax is also recognised in other comprehensive income or directly in equity, respectively.

MAT

“Minimum alternate tax (MAT) paid in a year is charged to the statement of profit and loss as current tax for the year. The deferred tax asset is recognised for MAT credit available only to the extent that it is probable that the concerned company will pay normal income tax during the specified period, i.e., the period for which MAT credit is allowed to be carried forward. In the year in which the company recognizes MAT credit as an asset, it is created by way of credit to the statement of profit and loss and shown as part of deferred tax asset. The company reviews the “MAT credit entitlement” asset at each reporting date and writes down the asset to the extent that it is no longer probable that it will pay normal tax during the specified period.”

(h) Leases:

A lease is classified at the inception date as a finance lease or an operating lease. A lease that transfers substantially all the risks and rewards incidental to ownership to the Group is classified as a finance lease. Leases in which a significant portion of the risks and rewards of ownership are not transferred to the Company as lessee are classified as operating leases.

Operating Lease - as a lessee

Payments made under operating leases (net of any incentive received from the lessor) are charged to Statement of profit and loss on a straight line basis over the period of the lease unless the payments are structured to increase in line with expected general inflation to compensate for the lessor's expected inflationary cost increases.

(i) Impairment of assets

Intangible assets that have an indefinite useful life are not subject to amortisation and are tested annually for impairment, or more frequently if events or changes in circumstances indicate that they might be impaired. Other



GATEWAY DISTRI PARKS (KERALA) LIMITED

Notes annexed to and forming part of the Standalone Financial Statements for the year ended March 31, 2019

assets are tested for impairment whenever events or changes in circumstances indicate that the carrying amount may not be recoverable. An impairment loss is recognised for the amount by which the asset's carrying amount exceeds its recoverable amount. The recoverable amount is the higher of an asset's fair value less costs of disposal and value in use. For the purposes of assessing impairment, assets are grouped at the lowest levels for which there are separately identifiable cash inflows which are largely independent of the cash inflows from other assets or groups of assets (cash-generating units). Non-financial assets other than goodwill that suffered an impairment are reviewed for possible reversal of the impairment at the end of each reporting period.

(j) Cash and Cash equivalents

For the purpose of presentation in the statement of cash flows, cash and cash equivalents includes cash on hand, demand deposits with banks, other short-term highly liquid investments with original maturities of three months or less that are readily convertible to known amounts of cash and which are subject to an insignificant risk of changes in value, and bank overdraft. Bank overdraft are shown within borrowing in current liabilities in the balance sheet.

(k) Trade Receivables

Trade Receivables are recognised initially at fair value and subsequently measured at amortised cost using the effective interest method, less provision for impairment.

(l) Investments and other financial assets

(i) Classification

The Company classifies financial assets in the following measurement categories:

- those to be measured subsequently at fair value (either through other comprehensive income, or through statement of profit and loss and
- those measured at amortised cost.

The classification depends on the entity's business model for managing the financial assets and the contractual terms of the cash flows.

For the assets measured at fair value, gain and losses will either be recorded in statement of profit and loss or other comprehensive income. For investment in debt instrument, this will depend on the business model in which the investment is held.

The group reclassifies debt investments when and only when its business model for managing those assets changes.

(ii) Measurement

At initial recognition, the company measures a financial assets at its fair value plus, in the case of a financial assets not at fair value through profit or loss, transaction costs that are directly attributable to the acquisition to the financial assets. Transaction costs of financial assets carried at fair value through profit or loss are recognised immediately in statement of profit and loss.

All assets and liabilities for which fair value is measured or disclosed in the financial statements are categorised within the fair value hierarchy, described as follows, based on the lowest level input that is significant to the fair value measurement as a whole:

Level 1 – Quoted (unadjusted) market prices in active markets for identical assets or liabilities

Level 2 – Valuation techniques for which the lowest level input that is significant to the fair value measurement is directly or indirectly observable

Level 3 – Valuation techniques for which the lowest level input that is significant to the fair value measurement is unobservable

For assets and liabilities that are recognised in the financial statements on a recurring basis, the Company determines whether transfers have occurred between levels in the hierarchy by re-assessing categorisation (based on the lowest level input that is significant to the fair value measurement as a whole) at the end of each reporting period.



GATEWAY DISTRI PARKS (KERALA) LIMITED

Notes annexed to and forming part of the Standalone Financial Statements for the year ended March 31, 2019

Debt Instruments

Subsequent measurement of debt instruments depends on the company's business model for managing the asset and cash flow characteristics of the asset. There are three measurement categories into which the Company classifies its debt instruments.

1. Amortised Cost:

Assets that are held for the collection of contractual cash flows where those cash flows represent solely payments of principal and interest are measured at amortised cost. A gain or loss on a debt investment that is subsequently measured at amortised cost and is not part of a hedging relationship is recognised in profit or loss when the asset is derecognised or impaired. Interest income from these financial assets is included in finance income using the effective interest rate method.

2. Fair value through other comprehensive Income (FVOCI):

Assets that are held for the collection of contractual cash flows and for selling the financial assets, where the assets cash flows represent solely payments of principal and interest, are measured at fair value through other comprehensive income (FVOCI). Movements in the carrying amount are taken through OCI, except for the recognition of impairment gains or losses, interest revenue and foreign exchange gains and losses which are recognised in statement of profit and loss. When the financial asset is derecognised, the cumulative gain or loss previously recognised in OCI is reclassified from equity to statement of profit and loss. Interest Income from these financial assets is included in finance income using the effective interest rate method.

3. Fair Value through profit or loss (FVPL):

Assets that do not meet the criteria for amortised cost or FVOCI are measured as fair value through profit or loss. A gain or loss on a debt investment that is subsequently measured at fair value through profit or loss and is not part of a hedging relationship is recognised in profit or loss and presented net in the statement of profit and loss in the period in which it arises. Dividend income from these financial assets is included in other income.

(iii) Impairment of financial assets

The Company applies the expected credit loss model for recognising impairment loss on financial assets measured at amortised cost, trade receivables and other contractual rights to receive cash or other financial assets. The Company measures the ECL associated with its assets based on historical trend, industry practices and the business environment in which the entity operates or any other appropriate basis. The impairment methodology applied depends on whether there has been a significant increase in credit risk.

For trade receivables only, the Company applies the simplified approach permitted by Ind AS 109 Financial Instruments, which requires expected lifetime losses to be recognised from initial recognition of the receivables.

(iv) De-recognition of financial assets

A financial assets is derecognised only when

-- The company has transferred the right to receive cash flows from the financial assets or

-- Retains the contractual rights to receive the cash flows of the financial assets, but assumes a contractual obligation to pay cash flows to one or more recipients.

When the entity has transferred an asset, the company evaluates whether it has transferred substantially all risks and rewards of ownership of the financial asset. In such cases, the financial asset is derecognised. Where the entity has not transferred substantially all risks and rewards of ownership of the financial asset, the financial asset is not derecognised.

Where the entity has neither transferred a financial asset nor retains substantially all risks and rewards of ownership of the financial asset, the financial asset is derecognised if the Company has not retained control of the financial asset. Where the Company retains control of the financial asset, the asset is continued to be recognised to the extent of continuing involvement in the financial asset.



GATEWAY DISTRI PARKS (KERALA) LIMITED

Notes annexed to and forming part of the Standalone Financial Statements for the year ended March 31, 2019

(v) Income recognition

(i) Interest:

Interest income is recognised on a time proportion basis taking into account the amount outstanding and the effective interest rate.

(ii) Dividend:

Dividend income is recognised when the right to receive dividend is established.

(m) Financial Liabilities

(i) Classification

The Company classifies its financial liabilities in the following measurement categories:

- those to be measured subsequently at fair value through the Statement of Profit and Loss, and
- those measured at amortised cost

(ii) Measurement

1. Financial liabilities at amortised cost- Financial liabilities at amortised cost represented by borrowings, trade and other payables are initially recognized at fair value, and subsequently carried at amortized cost.
2. Financial liabilities at fair value through profit and loss- Financial liabilities at fair value through profit and loss are measured at fair value with all changes recognized in the statement of profit and loss.

(iii) Reclassification of financial assets

The Company determines classification of financial assets and liabilities on initial recognition. After initial recognition, no reclassification is made for financial assets which are equity instruments and financial liabilities.

The following table shows various reclassification and how they are accounted for:

Original classification	Revised classification	Accounting treatment
Amortised cost	FVTPL	Fair value is measured at reclassification date. Difference between previous amortized cost and fair value is recognised in P&L.
FVTPL	Amortised Cost	Fair value at reclassification date becomes its new gross carrying amount. EIR is calculated based on the new gross carrying amount.
Amortised cost	FVTOCI	Fair value is measured at reclassification date. Difference between previous amortised cost and fair value is recognised in OCI. No change in EIR due to reclassification.
FVTOCI	Amortised cost	Fair value at reclassification date becomes its new amortised cost carrying amount. However, cumulative gain or loss in OCI is adjusted against fair value. Consequently, the asset is measured as if it had always been measured at amortised cost.
FVTPL	FVTOCI	Fair value at reclassification date becomes its new carrying amount. No other adjustment is required.
FVTOCI	FVTPL	Assets continue to be measured at fair value. Cumulative gain or loss previously recognized in OCI is reclassified to P&L at the reclassification date.

(n) Offsetting financial instruments

Financial assets and liabilities are offset and the net amount is reported in the balance sheet where there is a legally enforceable right to offset the recognised amounts and there is an intention to settle on a net basis or to use the



GATEWAY DISTRI PARKS (KERALA) LIMITED

Notes annexed to and forming part of the Standalone Financial Statements for the year ended March 31, 2019

assets and settle the liability simultaneously. The legally enforceable right must not be contingent on future events and must be enforceable in the normal course of business and in the event of default, insolvency or bankruptcy of the company or the counterparty.

(o) Property, Plant and equipment

Freehold land is carried at historical cost. All other items of property, plant and equipment are stated at historical cost less depreciation. Historical cost includes expenditure that is directly attributable to the acquisition of the items.

Subsequent costs are included in the asset's carrying amount or recognised as a separate asset, as appropriate, only when it is probable that future economic benefits associated with the item will flow to the company and cost can be measured reliably. The carrying amount of any component accounted for as a separate assets is derecognised when replaced. All other repairs and maintenance are charged to statement of profit and loss during the reporting period in which they are incurred.

Capital work in progress is stated at cost, net of accumulated impairment loss, if any.

Depreciation methods, estimated useful lives and residual value

Depreciation on additions/ deletions to Tangible and Intangible Assets is calculated on pro-rata basis from the month of such additions/ deletions. The Company provides depreciation on straight-line method at the rates specified under Schedule II to the Companies Act, 2013, except for:

- Reach Stackers and forklifts (included in Other Equipments) are depreciated over a period of ten years, based on the technical evaluation;
- Additions/ construction of Building and Leasehold Improvement is being amortised over the balance period of the lease period;
- Assets individually costing less than Rs. 5,000 are fully depreciated in the year of acquisition/ construction.

Gains and losses on disposal are determined by comparing proceeds with carrying amount. These are included in statement of profit and loss.

(p) Intangible Assets

Intangible assets purchased are measured at cost or fair value as of the date of acquisition, as applicable, less accumulated amortisation and accumulated impairment, if any. Intangible assets of the Company consist of computer software and is amortised under straight line method over a period of three years.

(q) Trade and other Payables

These amounts represent liabilities for goods and services provided to the Company prior to the end of financial year which are unpaid. The amounts are unsecured. Trade and other payables are presented as current liabilities unless payment is not due within 12 months after the reporting period. They are recognised initially at their fair value and subsequently measured at amortised cost using effective interest method.

(r) Borrowings

Borrowings are initially recognised at fair value, net of transaction costs incurred. Borrowings are subsequently measured at amortised cost. Any difference between the proceeds (net of transaction cost) and redemption amount is recognised in profit or loss over the period of the borrowings using the effective interest rate method. Fees paid on the establishment of loan facilities are recognised as transaction costs of the loan to the extent that it is probable that some or all of the facility will be drawn down. In this case, the fee is deferred until the draw down occurs. To the extent there is no evidence that it is probable that some or all of the facility will be drawn down, the fee is capitalised as a prepayment for liquidity services and amortised over the period of the facility to which it relates.

Borrowings are removed from the balance sheet when the obligation specified in the contract is discharged, cancelled or expired. The difference between the carrying amount of a financial liability that has been extinguished or transferred to another party and the consideration paid, including any non-cash assets transferred or liabilities assumed, is recognised in statement of profit and loss.



GATEWAY DISTRI PARKS (KERALA) LIMITED

Notes annexed to and forming part of the Standalone Financial Statements for the year ended March 31, 2019

Borrowings are classified as current liabilities unless the company has an unconditional right to defer settlement of the liability for at least 12 months after the reporting period. Where there is a breach of a material provision of a long-term arrangement on or before the end of the reporting period with the effect that the liability becomes payable on demand on the reporting date, the entity does not classify the liability as current, if the lender agreed, after the reporting period and before the approval of the financial statements for issue, not to demand payment as a consequence of the breach.

(s) Borrowing Cost:

General and specific borrowing costs that are directly attributable to the acquisition, construction or production of a qualifying assets are capitalised during the period of time that is required to complete and prepare the assets for its intended use or sale. Qualifying assets are assets that necessarily take a substantial period of time to get ready for their intended use or sale

Investment income earned on the temporary investment of specific borrowings pending their expenditure on qualifying assets is deducted from the borrowing costs eligible for capitalisation.

Other borrowing costs are expensed in the period in which they are incurred.

(t) Provisions:

Provisions are recognised when the company has a present legal or constructive obligation as a result of past events, it is probable that an outflow of resources will be required to settle the obligation and the amount can be reliably estimated. Provisions are not recognised for future operating losses.

Where there are a number of similar obligations, the likelihood that an outflow will be required in settlement is determined by considering the class of obligations as a whole. A provision is recognised even if the likelihood of an outflow with respect to any one item included in the same class of obligations may be small.

Provision are measured at the present value of management's best estimate of the expenditure required to settle the present obligation at the end of the reporting period. The discount rate used to determine the present value is a pre-tax rate that reflects current market assessments of the time value of money and the risk specific to the liability. The increase in the provision due to the passage of time is recognised as interest expense.

(u) Employee Benefits:

(i) Short term obligations

Liabilities for wages and salaries, including non-monetary benefits that are expected to be settled wholly within 12 months after the end of the period in which the employees render the related service are recognised in Statement of profit and loss in respect of employees service up to the end of the reporting period and are measured at the amounts expected to be paid when the liabilities are settled. The liabilities are presented as current employee benefit obligations in the balance sheet.

(ii) Other long term employee benefit obligations

The liabilities for earned leave and sick leave are not expected to be settled wholly within 12 months after the end of the period in which the employees render the related service. They are therefore measured as the present value of expected future payments to be made in respect of services provided by employees up to the end of the reporting period using the projected unit credit method. The benefits are discounted using the market yields at the end of the reporting period that have terms approximating to the terms of the related obligation.

Remeasurement as a result of experience adjustments and changes in actuarial assumptions are recognised in profit or loss.

(iii) Post employment obligations

The Company operates the following post-employment schemes:



GATEWAY DISTRI PARKS (KERALA) LIMITED

Notes annexed to and forming part of the Standalone Financial Statements for the year ended March 31, 2019

1. Defined benefit plans such as gratuity; and
2. Defined contribution plans such as provident fund.

Gratuity Obligations

The liability recognised in the balance sheet in respect of defined benefit gratuity plan is the present value of the defined obligation at the end of the reporting period less the fair value of plan assets. The defined benefit obligation is calculated annually by actuaries using the projected unit credit method.

The present value of the defined benefit obligation denominated in INR is determined by discounting the estimated future cash outflow by reference to market yields at the end of the reporting period on government bonds that have terms approximating to the terms of the related obligations.

The net interest cost is calculated by applying the discount rate to the net balance of defined benefit obligations and fair value of plan assets. This cost is included in employee benefit expenses in the statement of profit and loss .

Remeasurement gains and losses arising from experience adjustment and changes in actuarial assumptions are recognised in the period in which they occur, directly in other comprehensive income. They are included in retained earnings in the statement of changes in equity and in the balance sheet.

Changes in the present value of the defined benefit obligation resulting from plan amendments or curtailments are recognised immediately in statement of profit and loss as past service cost.

Defined Contribution Plans

The company pays provident fund contribution to publicly administered provident funds as per local regulations. The Company has no further payment obligations once the contributions have been paid. The contributions are accounted for as defined contribution plans and the contributions are recognised as employee benefit expense when they are due.

(iv) Bonus Plan

The company recognise the liability and an expenses for bonus. The company recognise a provision where contractually obliged or where there is a past practice that has created a constructive obligation.

(v) Earnings per Share:

(i) Basic earnings per share

Basic earnings per share is calculated by dividing:

The Net profit or loss attributable to the owner of the Company by the weighted average number of equity share outstanding during the financial year, adjusted for bonus elements in equity shares.

(ii) Diluted earnings per share

Diluted earnings per share adjusts the figure used in the determination of basis earnings per share to take into account:

- 1) the after income tax effect of interest and other financing costs associated with dilutive potential equity shares, and
- 2) the weighted average number of additional equity shares that would have been outstanding assuming the conversion of all dilutive potential equity shares.

(w) Contributed Equity

Equity shares are classified as equity.

Incremental costs directly attributable to the issue of new shares or options are shown in equity as a deduction, net of tax, from the proceeds.



GATEWAY DISTRI PARKS (KERALA) LIMITED

Notes annexed to and forming part of the Standalone Financial Statements for the year ended March 31, 2019

(x) Dividends

Provision is made for the amount of any dividend declared, being appropriately authorised and no longer at the discretion of the entity, on or before the end of the reporting period but not distributed at the end of the reporting period.

(z) Non-current assets held for sale

Non-current assets are classified as held for sale if their carrying amount will be recovered principally through a sale transaction rather than through continuing use and a sale is considered highly probable. They are measured at the lower of their carrying amount and fair value less costs to sell, except for assets such as deferred tax assets, assets arising from employee benefits, financial assets and contractual rights under insurance contracts, which are specifically exempt from this requirement.

An impairment loss is recognised for any initial or subsequent write-down of the asset to fair value less costs to sell. A gain is recognised for any subsequent increases in fair value less costs to sell of an asset, but not in excess of any cumulative impairment loss previously recognised. A gain or loss not previously recognised by the date of the sale of the non-current asset is recognised at the date of de-recognition.

Non-current assets are not depreciated or amortised while they are classified as held for sale.

Non-current assets classified as held for sale are presented separately from the other assets in the balance sheet.

(aa) Exceptional Items

When items of income and expense within profit or loss from ordinary activities are of such size, nature or incidence that their disclosure is relevant to explain the performance of the Company for the year, the nature and amount of such items is disclosed separately as Exceptional items.

(ac) Contingent Liabilities

A contingent liability is a possible obligation that arises from past events whose existence will be confirmed by the occurrence or non-occurrence of one or more uncertain future events beyond the control of the Company or a present obligation that is not recognized because it is not probable that an outflow of resources will be required to settle the obligation. A contingent liability also arises in extremely rare cases where there is a liability that cannot be recognized because it cannot be measured reliably. The Company does not recognize a contingent liability but discloses its existence in the financial statements.

(ad) Rounding of amounts

All amounts disclosed in the financial statements and notes have been round off to the nearest lakhs as per the requirement of Schedule III, unless otherwise stated

(ae) New and amended standards

The Company applied Ind AS 115 for the first time. The nature and effect of the changes as a result of adoption of these new accounting standards are described below. Several other amendments and interpretations apply for the first time in March 2019, but do not have an impact on the financial statements of the Company. The Company has not early adopted any standards or amendments that have been issued but are not yet effective.

(i) Ind AS 115 Revenue from Contracts with Customers

Ind AS 115 was issued on 28 March 2018 and supersedes Ind AS 11 Construction Contracts and Ind AS 18 Revenue and it applies, with limited exceptions, to all revenue arising from contracts with its customers. Ind AS 115 establishes a five-step model to account for revenue arising from contracts with customers and requires that revenue be recognised at an amount that reflects the consideration to which an entity expects to be entitled in exchange for transferring goods or services to a customer.

Ind AS 115 requires entities to exercise judgement, taking into consideration all of the relevant facts and circumstances when applying each step of the model to contracts with their customers. The standard also specifies the accounting for the incremental costs of obtaining a contract and the costs directly related to fulfilling a contract. In addition, the standard requires extensive disclosures.



GATEWAY DISTRI PARKS (KERALA) LIMITED

Notes annexed to and forming part of the Standalone Financial Statements for the year ended March 31, 2019

The Company adopted Ind AS 115 using the modified retrospective method of adoption. The change did not have a material impact on the financial statements of the Company.

The Company adopted Ind AS 115 using the modified retrospective method of adoption. The change did not have a material impact on the financial statements of the Company.

(ii) Amendment to Ind AS 20 government grant related to non-monetary asset

The amendment clarifies that where the government grant related to asset, including non-monetary grant at fair value, shall be presented in balance sheet either by setting up the grant as deferred income or by deducting the grant in arriving at the carrying amount of the asset. Prior to the amendment, Ind AS 20 did not allow the option to present asset related grant by deducting the grant from the carrying amount of the asset. These amendments do not have any impact on the financial statements as the Company continues to present grant relating to asset by setting up the grant as deferred income.

(iii) Amendment to Ind AS 38 Intangible asset acquired free of charge

The amendment clarifies that in some cases, an intangible asset may be acquired free of charge, or for nominal consideration, by way of a government grant. In accordance with Ind AS 20 Accounting for Government Grants and Disclosure of Government Assistance, an entity may choose to recognise both the intangible asset and the grant initially at fair value. If an entity chooses not to recognise the asset initially at fair value, the entity recognises the asset initially at a nominal amount plus any expenditure that is directly attributable to preparing the asset for its intended use. The amendment also clarifies that revaluation model can be applied for asset which is received as government grant and measured at nominal value. These amendments do not have any impact on the Company's financial statements.

(iv) Appendix B to Ind AS 21 Foreign Currency Transactions and Advance Considerations

The appendix clarifies that, in determining the spot exchange rate to use on initial recognition of the related asset, expense or income (or part of it) on the de-recognition of a non-monetary asset or non-monetary liability relating to advance consideration, the date of the transaction is the date on which an entity initially recognises the non-monetary asset or non-monetary liability arising from the advance consideration. If there are multiple payments or receipts in advance, then the entity must determine the date of the transactions for each payment or receipt of advance consideration. This Interpretation does not have any impact on the Company's financial statements.

(v) Amendments to Ind AS 40 Transfers of Investment Property

The amendments clarify when an entity should transfer property, including property under construction or development into, or out of investment property. The amendments state that a change in use occurs when the property meets, or ceases to meet, the definition of investment property and there is evidence of the change in use. A mere change in management's intentions for the use of a property does not provide evidence of a change in use. These amendments do not have any impact on the Company's financial statements.

(vi) Amendments to Ind AS 12 Recognition of Deferred Tax Assets for Unrealised Losses

The amendments clarify that an entity needs to consider whether tax law restricts the sources of taxable profits against which it may make deductions on the reversal of that deductible temporary difference. Furthermore, the amendments provide guidance on how an entity should determine future taxable profits and explain the circumstances in which taxable profit may include the recovery of some assets for more than their carrying amount. Entities are required to apply the amendments retrospectively. However, on initial application of the amendments, the change in the opening equity of the earliest comparative period may be recognised in opening retained earnings (or in another component of equity, as appropriate), without allocating the change between opening retained earnings and other components of equity. Entities applying this relief must disclose that fact.

These amendments do not have any impact on the Company as the Company has no deductible temporary differences or assets that are in the scope of the amendments.

2. CRITICAL ESTIMATES AND JUDGEMENTS:

The Preparation of financial statements require the use of accounting estimates which, by definition, will seldom equal the actual results. Management also needs to exercise judgement in applying the company's accounting policies.

This note provides an overview of the areas that involved a higher degree of judgement or complexity, and of items which are more likely to be materially adjusted due to estimates and assumptions turning out to be different than those originally assessed. Detailed information about each of these estimates and judgements is included in relevant notes together with information about the basis of calculation for each affected line item in the financial statements.

The areas involving critical estimates or judgements are:



GATEWAY DISTRI PARKS (KERALA) LIMITED

Notes annexed to and forming part of the Standalone Financial Statements for the year ended March 31, 2019

-- Estimation of Provisions & Contingent Liabilities

The Company exercises judgement in measuring and recognising provisions and the exposures to contingent liabilities which is related to pending litigation or other outstanding claims. Judgement is necessary in assessing the likelihood that a pending claim will succeed, or a liability will arise, and to quantify the possible range of the financial settlement. Because of the inherent uncertainty in this evaluation process, actual liability may be different from the originally estimated as provision. (Refer Note 27)

-- Estimated useful life of tangible and intangible assets

The charge in respect of periodic depreciation is derived after determining an estimate of an asset's expected useful life and the expected residual value at the end of its life. The useful lives and residual values of Company's assets are determined by management at the time the asset is acquired and reviewed periodically, including at each financial year end. The lives are based on historical experience with similar assets as well as anticipation of future events, which may impact their life, such as changes in technology. For the relative size of the Company's intangible assets. (Refer Note 3 & 4)

-- Estimation of defined benefit obligation

The present value of the defined benefit obligations depends on a number of factors that are determined on an actuarial basis using a number of assumptions. The assumptions used in determining the net cost (income) for post employment plans include the discount rate. Any changes in these assumptions will impact the carrying amount of such obligations.

The Company determines the appropriate discount rate at the end of each year. This is the interest rate that should be used to determine the present value of estimated future cash outflows expected to be required to settle the defined benefit obligations. In determining the appropriate discount rate, the Company considers the interest rates of government bonds of maturity approximating the terms of the related plan liability. Refer note 11 for the details of the assumptions used in estimating the defined benefit obligation. (Refer Note 11)

-- Impairment of trade receivables

Trade receivables are typically unsecured and are derived from revenue earned from customers. Credit risk has been managed by the Company through credit approvals, establishing credit limits and continuously monitoring the creditworthiness of customers to which the Company grants credit terms in the normal course of business. On account of adoption of Ind AS 109, the company uses expected credit loss model to assess the impairment loss or gain. The Company uses a provision matrix and forward-looking information and an assessment of the credit risk over the expected life of the financial asset to compute the expected credit loss allowance for trade receivables. (Refer Note 23)

-- Estimated fair value of financial instruments

The fair value of financial instruments that are not traded in an active market is determined using valuation techniques. The Management uses its judgement to select a variety of methods and make assumptions that are mainly based on market conditions existing at the end of each reporting period. For details of the key assumptions used and the impact of changes to these assumptions (Refer Note 22).

Estimates and judgements are continually evaluated. They are based on historical experience and other factors, including expectations of future events that may have a financial impact on the company and that are believed to be reasonable under the circumstances.



Note 3: Property, plant and equipment

	Freehold Land	Leasehold Improvements land	Building	Plant and Equipments	Yard Equipments [Refer Note 3(i)]	Electrical Installations and Equipment	Furniture and fittings	Office Equipments	Computer hardware	Vehicles (Refer Note II)	Total	Capital work-in-progress [Refer Note 3(ii)]
Cost												
As at 1 April 2017	1,277.63	373.05	1,880.08	85.92	380.86	107.09	3.11	11.52	4.64	10.44	4,134.34	14.32
Additions	-	-	49.58	-	39.10	-	0.56	0.42	-	8.18	97.84	-
Disposals/transfers	-	-	-	-	-	-	-	-	-	5.45	5.45	14.32
As at 31 March 2018	1,277.63	373.05	1,929.66	85.92	419.96	107.09	3.67	11.94	4.64	13.17	4,226.73	(0.00)
Additions	-	65.00	-	0.81	-	-	0.15	0.31	0.67	-	66.94	-
Disposals/transfers	-	-	-	-	7.46	-	-	-	-	-	7.46	-
As at 31 March 2019	1,277.63	438.05	1,929.66	86.73	412.50	107.09	3.82	12.25	5.31	13.17	4,286.21	(0.00)
Depreciation and Impairment												
As at 1 April 2017	-	-	128.35	12.64	56.78	26.17	0.59	6.17	3.14	3.23	237.07	-
Depreciation charge during the year	-	16.96	85.51	6.48	55.17	12.99	0.40	2.94	1.07	1.68	183.20	-
Disposals/transfers	-	-	-	-	-	-	-	-	-	2.28	2.28	-
As at 31 March 2018	-	16.96	213.86	19.12	111.95	39.16	0.99	9.11	4.21	2.63	417.99	-
Depreciation charge during the year	-	19.42	87.89	6.50	53.46	12.99	0.42	1.44	0.40	1.60	184.12	-
Disposals/transfers	-	-	-	-	2.90	-	-	-	-	-	2.90	-
As at 31 March 2019	-	36.38	301.75	25.62	162.51	52.15	1.41	10.55	4.61	4.24	599.22	-
Net carrying amount as at 31 March 2019	1,277.63	401.67	1,627.91	61.11	249.99	54.94	2.41	1.70	0.70	8.93	3,686.99	-
Net carrying amount as at 31 March 2018	1,277.63	356.09	1,715.80	66.80	308.01	67.93	2.68	2.83	0.43	10.54	3,808.74	(0.00)

NOTES:

(i) Yard Equipments includes Reach Stackers having gross carrying amount of INR. 320.52 lakhs (31 March 2018: INR 320.52 lakhs) and having Net Book Value of INR.184.42 lakhs (31 March 2018: INR 228.04 lakhs).

(ii) Vehicles includes Trailer having gross carrying amount of INR. 5.00 lakhs (31 March 2018: INR 5.00 lakhs) and having Net Book Value of INR.2.56 Lakhs (31 March 2017: INR 3.21 Lakhs)

(iii) Asset pledged as security for borrowing Refer to Note 30 for information on property, plant and equipment, pledged as security by the company.



GATEWAY DISTRI PARKS (KERALA) LIMITED

Notes annexed to and forming part of Financial Statements for the year ended 31 March 2019

(All amounts in INR lakhs, unless otherwise stated)

Note 4: Intangible assets

	Computer Software [Refer note below]	Total
Deemed Cost		
As at 1 April 2017	1.77	1.77
Additions	0.50	0.50
As at 31 March 2018	2.27	2.27
Additions	-	-
As on 31 March 2019	2.27	2.27
Amortisation and Impairment		
As at 31 March 2017	1.41	1.41
Amortisation charge for the year	0.29	0.29
Disposals	-	-
As at 31 March 2018	1.70	1.70
Amortisation charge for the year	0.20	0.20
Disposals	-	-
As on 31 March 2019	1.90	1.90
Net carrying amount as on 31 March 2019	0.37	0.37
Net carrying amount as at 31 March 2018	0.57	0.57

Note:

Computer software consists of software license cost and Microsoft license cost. Useful life of Computer software is estimated to be 3 years, based on technical obsolescence of such assets.



GATEWAY DISTRI PARKS (KERALA) LIMITED

Notes annexed to and forming part of Financial Statements for the year ended 31 March 2019

(All amounts in INR lakhs, unless otherwise stated)

Note 5: Financial assets
Note 5(a) Trade receivables

	31 March 2019	31 March 2018
Trade receivables	134.51	118.05
Receivables from related parties (Refer Note 26)	21.10	54.58
Less: Impairment for trade receivable*	0.16	0.50
Total receivables	155.45	172.13
Current Portion	155.45	172.13
Non Current Portion	-	-

Break-up of securities details

	31 March 2019	31 March 2018
Secured, considered good	-	-
Unsecured, considered good	155.45	172.13
Trade receivables which have significant increase in credit risk	0.16	0.50
Total	155.61	172.63
Less: Impairment for trade receivable*	0.16	0.50
Total trade receivables	155.45	172.13

No trade or other receivable are due from directors or other officers of the Company either severally or jointly with any other person. Nor any trade or other receivable are due from firms in which any director is a partner or a member. For receivables from Companies in which director of the company is also a director in another company: Refer note 26.

Trade receivables are non-interest bearing and are generally on terms of 30 to 90 days.

* The provision for the impairment of trade receivable has been made basis the expected credit loss method and other cases based on management judgement.

5(b) Cash and cash equivalents

	31 March 2019	31 March 2018
Balances with banks		
- on current accounts	112.95	25.95
Cash on hand	1.63	0.35
Total cash and cash equivalents	114.58	26.30

Note 5(c) Other financial assets

	31 March 2019		31 March 2018	
	Current	Non-Current	Current	Non -Current
Other financial asset at amortised cost				
Interest accrued on deposits	-	0.69	-	1.29
Security and other deposits (Refer Note below)	-	278.76	-	268.95
Margin money balances	-	15.50	-	23.15
Accrued Ground Rent				
- Unsecured, Considered Good	13.10	-	13.19	-
Total other financial assets	13.10	294.95	13.19	293.39

Note:

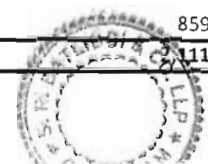
Security Deposit includes the deposit given to PACE CFS amounting to INR 154 Lakhs which is under litigation (Refer Note 27).

Note 6: Other assets

	31 March 2019		31 March 2018	
	Current	Non-current	Current	Non Current
Capital advances :				
- Related parties (Refer Note Below)	-	1,247.11	-	1,247.11
- Others	-	5.00	-	5.00
Advances to suppliers	1.78	-	0.22	-
Advance to Staff	0.91	-	1.69	-
Prepaid expenses	42.09	818.18	46.28	859.07
Total other assets	44.78	2,070.29	48.19	2,111.18

Note:

Company has made advances to Chakiat group for purchase of Eloor land at Kerala which is pending to be transferred to the company.



GATEWAY DISTRIIPARKS (KERALA) LIMITED

Notes annexed to and forming part of Financial Statements for the year ended 31 March 2019

(All amounts in INR lakhs, unless otherwise stated)

Note 7: Deferred tax assets/(liability)

The balance comprises temporary differences attributable to:

	31 March 2019	31 March 2018
Deferred Tax Assets:		
- Provision for Gratuity	1.78	1.36
Minimum Alternate Credit Entitlement	117.65	92.90
Carry Forward Loss and Unabsorbed Depreciation	29.06	132.51
Remeasurements of post-employment benefit obligations	-	0.07
Total	148.49	226.84
Deferred Tax Liability:		
Property, Plant and equipment and Intangible assets	(184.66)	(183.97)
Leasehold Premium	-	-
Total	(184.66)	(183.97)
Net Deferred tax assets/(liability)	(36.17)	42.87

Particulars

Particulars	Deferred tax	MAT Credit	Total
At April 1, 2017	(101.82)	80.57	(21.25)
(Charged)/credited	-	-	-
-to profit or loss	51.72	12.33	64.05
-to other comprehensive income	0.07	-	0.07
As at March 31, 2018	(50.03)	92.90	42.87
(Charged)/credited	-	-	-
-to profit or loss	(103.79)	24.75	(79.04)
-to other comprehensive income	-	-	-
As at March 31, 2019	(153.82)	117.65	(36.17)

Note 8: Current Tax Assets/Liability (Net)

	31 March 2019	31 March 2018
	Current	Current
Opening Balance [Current Tax Asset / (Current Tax Liabilities)]	44.39	(25.10)
Current Tax Payable	24.75	(12.33)
Less Taxes Paid	27.33	81.82
Closing Balance [Current Tax Asset / (Current Tax Liabilities)]	46.97	44.39



GATEWAY DISTRI PARKS (KERALA) LIMITED

Notes annexed to and forming part of Financial Statements for the year ended 31 March 2019

(All amounts in INR lakhs, unless otherwise stated)

Note 9: Equity share capital and other equity
9(a) Equity share capital
Authorised equity share capital

	Number of shares	Amount
As at 31 March 2018- Equity shares of Rs. 10 each	235.00	2,350.00
As on 31 March 2019- Equity shares of Rs. 10 each	235.00	2,350.00

Issued, Subscribed and Paid up equity share capital

	Number of shares	Amount
As at 31 March 2018- Equity shares of Rs. 10 each	230.50	2,305.00
As on 31 March 2019- Equity shares of Rs. 10 each	230.50	2,305.00

(i) Movements in equity share capital

	Number of shares	Equity share capital (par value)
As at 1 April 2017	230.50	2,305.00
Change during the year	-	-
As at 31 March 2018	230.50	2,305.00
Change during the year	-	-
As on 31 March 2019	230.50	2,305.00

Terms and rights attached to equity shares

The Company has only one class of equity shares having a par value of INR 10 per share. Each shareholder is eligible for one vote per share held and is entitled to participate in dividend. In the event of liquidation of the Company, the shareholders are eligible to receive remaining assets of the Company, after distribution of all preferential amounts, in proportion to their shareholding.

(ii) Shares of the company held by holding/ultimate holding company

	31 March 2019	31 March 2018
Gateway Distriparks Limited(immediate and ultimate holding company)	138.30	138.30

(iii) Details of shareholders holding more than 5% shares in the company

	31 March 2019		31 March 2018	
	Number of shares	% holding	Number of shares	% holding
Gateway Distriparks Limited	138.30	60.00%	138.30	60.00%
Chakiat Agencies Private Limited	72.20	31.32%	72.20	31.32%
Chakiat Shipping Services Private Limited	20.00	8.68%	20.00	8.68%
	230.50	100%	230.50	100%

9(b) Other Equity

	31 March 2019	31 March 2018
Retained Earnings	(213.26)	(229.80)
Equity Component of Compound Financial Instrument	127.73	127.73
Total reserves and surplus	(85.53)	(102.07)

(ii) Other Equity

	31 March 2019	31 March 2018
(a) Retained Earnings		
Opening balance	(229.82)	(339.22)
Profit/(Loss) for the year	16.39	109.24
Interest on Zero Coupon Redeemable Preference Shares	-	-
<i>Items of other comprehensive income recognised directly in retained earnings:</i>		
-Remeasurements of post-employment benefit obligation, net of tax	0.17	0.16
Closing Balance	(213.26)	(229.82)

(b) Equity Component of Compound Financial Instrument

Opening balance as on 01 April 2018	127.73
Add: Equity Component of Compound Financial Instrument	-
Closing balance as on 31 March 2019	127.73



(a) Equity Component of Compound Financial Instrument represents estimated premium payable on redemption of Zero Coupon Redeemable Preference Shares

GATEWAY DISTRI PARKS (KERALA) LIMITED

Notes annexed to and forming part of Financial Statements for the year ended 31 March 2019

(All amounts in INR lakhs, unless otherwise stated)

Note 10: Financial liabilities
10(a) Non-current borrowings

	31 March 2019	31 March 2018
Secured		
From Banks		
Vehicle Finance Loan(Refer note (i) below)	6.33	11.62
From Financial Institution		
Term Loan (Refer note (i) below)	524.06	869.75
Liability component of compound financial instrument (Refer note (ii) below)	3,575.77	3,357.54
Total borrowings	4,106.16	4,238.91
Less: Current maturities of Non-current borrowings (included in note 10(c))	230.81	230.29
Less: Interest accrued but not due (included in note 8(c))	-	-
Total Non-Current borrowings	3,875.35	4,008.62

	31 March 2019		31 March 2018	
Secured				
Term loans				
From Banks				
Vehicle loan from HDFC Bank				
Less: Current maturities of long term borrowings included in 10(d)				
Vehicle & Forklift loan from Federal Bank	6.33	-	12.83	-
Less: Current maturities of long term borrowings included in 10(d)	5.81	0.52	5.74	7.09
From financial institutions				
Kerala State Industrial Development Corporation	524.06	-	1,125.00	-
Less: Current maturities of long term borrowings included in 10(d)	225.00	299.06	225.00	900.00
Liability component of compound financial instrument (Refer Below)		3,575.77		3,152.61
Total non-current borrowings		3,875.35		4,059.70
Less: Interest accrued (included in note 10(d))				-
Non-Current borrowings (as per balance sheet)		3,875.35		4,059.70

(i) Nature of Security and terms of Repayment

(i) Vehicle Finance Loan from Federal Bank of INR 3.67 lakhs (31 March 2018- INR 6.99 lakhs) are secured by way of hypothecation of the Company's vehicles acquired from loan. Loan is repayable in 36 equal monthly instalments from July 22,2017 to June 22, 2020 along with interest of 10% p.a. (31 March 2018-10% p.a) on reducing monthly balance.

ii) Vehicle Finance Loan from Federal Bank of INR 2.66 lakhs (31 March 2018-4.63 lacs) for vehicle is secured by way of hypothecation of the vehicle purchased. Loan is repayable in 36 equal monthly instalments from April 24, 2017 to June 22, 2020 along with interest of 8.5% p.a. (31 March 2018-8.5% p.a.) on reducing monthly balance.

iii) Term Loan from Kerala State Industrial Development Corporation (KSIDC) INR 524.06 Lakhs (31 March 2018- INR 869.75 Lakhs) is secured by first charge on the fixed assets of the Company and Corporate Guarantee of Gateway Distriparks Limited, the Holding Company & Chakiat Agencies. Loan is repayable in 32 quarterly installments commencing from May 2014 with interest rate of 10.25% p.a. ((31 March 2018-9.75% p.a.). Interest is payable on quarterly basis.

(ZCRPS)

The preference shares are redeemable after 10 years as per resolution of the Board of Directors dated 5th June 2014 and 3rd February 2016. The estimated interest payable upto the date of Balance Sheet calculated @ 6% is disclosed as Long Term Liability on Redeemable Preference Shares. On implementation of Ind AS, RPS has been separated into equity and liability component, being a Compound Financial Instrument under Ind AS 109, based on the terms of the agreement. The RPS are presented in the balance sheet as follows:

Particulars	31 March 2019	31 March 2018
Face value of ZCRPS	2,778.70	2,778.70
Equity Component of Compound Financial Instrument	(127.73)	(127.73)
Accumulated Finance cost on liability component	706.56	501.64
Interest expense for the year	218.24	204.92
Non-current borrowings	3,575.77	3,357.53



GATEWAY DISTRI PARKS (KERALA) LIMITED

Notes annexed to and forming part of Financial Statements for the year ended 31 March 2019

(All amounts in INR lakhs, unless otherwise stated)

10(b) Trade payables

	31 March 2019	31 March 2018
Payable to Micro Enterprises and Small Enterprise (Refer note 28)	-	-
Payable to related party (Refer note 26)	8.67	7.38
Other Payable	20.81	37.65
Total trade payables	29.48	45.03

Note (a):

There were no amounts outstanding to be paid to Micro & Small enterprises registered under the Micro, Small & Medium Enterprises Development Act, 2006 (MSMED). The above information has been determined to the extent such party could be identified on the basis of information available with the Company regarding the status of

10(c) Other financial liabilities

	31 March 2019	31 March 2018
Current maturities of Long-Term Borrowings		
From Banks		
Vehicle Loan	5.81	5.29
From Financial Institution		
Term Loan	225.00	225.00
Payables for capital assets	-	56.74
Total other current financial liabilities	230.81	287.03

<----- The space below has been left blank intentionally----->



GATEWAY DISTRI PARKS (KERALA) LIMITED

Notes annexed to and forming part of Financial Statements for the year ended 31 March 2019

(All amounts in INR lakhs, unless otherwise stated)

Note 11: Employee benefit obligations

	31 March 2019		31 March 2018	
	Current	Non-current	Current	Non-current
Gratuity	1.51	4.89	0.38	4.51
Total employee benefit obligations	1.51	4.89	0.38	4.51

Note:

(i) Leaves are not carried forwarded and the unavailed leaves gets lapsed at the end of year.

(ii) Post Employment obligations**(a) Gratuity**

The Company provides for gratuity for employees in India as per payment of gratuity Act, 1972. Employee who are in continuous service for a period of 5 years are eligible for gratuity. The amount of gratuity payable on retirement / termination is the employees last drawn basic salary per month computed proportionately for 15 days salary multiplied for the number of years of service. The Gratuity plan of the company is unfunded.

(b) Defined Contribution Plans

The Company makes contributions to Provident Fund and Employee State Insurance Corporation (ESIC), which are defined contribution plan, for qualifying employees. Under the schemes, the Company is required to contribute a specified percentage of the payroll costs to fund the benefits. The Company recognised INR . 2.67 lakhs (31 March 2018: INR . 2.64 lakhs) for provident fund contributions and INR . 1.41 lakhs (31 March 2018: INR . 1.30 lakhs) for contribution to ESIC in the statement of profit and loss. The contributions payable to these plans by the Company are at rates specified in the rules of the schemes.

(c) The amount recognised in the balance sheet and the movement in the net defined benefit obligation over the year are as follows:

Balance sheet amount (Gratuity)

	Amount
Present value of obligation	
1 April 2018	4.89
Current service cost	1.14
Interest expense/(income)	0.37
Total amount recognised in statement of profit and loss	1.51
<i>Remeasurements</i>	
Experience (gains)/losses	(0.00)
Total amount recognised in other comprehensive income	(0.00)
31 March 2019	6.40

The net liability disclosed above relates to unfunded plans are as follows:

	31 March 2019	31 March 2018
Present value of unfunded plan	6.40	4.89
Deficit of gratuity plan	6.40	4.89

(d) Significant estimates: Actuarial assumptions and sensitivity

The significant actuarial assumptions were as follows:

	31 March 2019	31 March 2018
Discount rate	7.58%	7.55%
Salary growth rate	8.00%	8.00%
Attrition rate	13.95%	10.00%

Notes:

1) The discount rate is based on the prevailing market yields of Indian Government securities as at the Balance Sheet date for the estimated term of the obligation.

2) The salary escalation rate is the estimate of future salary increase considered taking into account the inflation, seniority, promotion and other relevant factors.



GATEWAY DISTRI PARKS (KERALA) LIMITED

Notes annexed to and forming part of Financial Statements for the year ended 31 March 2019

(All amounts in INR lakhs, unless otherwise stated)

(e) Sensitivity analysis

The sensitivity of the defined benefit obligation to changes in the weighted principal assumptions is:

Particulars	% increase in DBO	CHANGE IN LIABILITY
Discount Rate +100 Basis Points	6.47%	(0.41)
Discount Rate -100 Basis Points	7.34%	0.47
Salary Growth +100 Basis Points	7.09%	0.45
Salary Growth -100 Basis Points	6.37%	(0.41)
Attrition Rate +100 Basis Points	0.80%	(0.05)
Attrition Rate-100 Basis Points	0.88%	0.06

The above sensitivity analyses are based on a change in an assumption while holding all other assumptions constant. In practice, this is unlikely to occur, and changes in some of the assumptions may be correlated. When calculating the sensitivity of the defined benefit obligation to significant actuarial assumptions the same method (present value of the defined benefit obligation calculated with the projected unit credit method at the end of the reporting period) has been applied as when calculating the defined benefit liability recognised in the balance sheet.

The methods and types of assumptions used in preparing the sensitivity analysis did not change compared to the prior period.

(f) Defined benefit liability and employers contributions

Expected contributions to post employment benefits for the year ended 31 March 2019 is NIL (31 March 2018 Nil) for the unfunded plan.

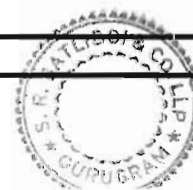
(g) Defined benefit obligation and employers contributions

The weighted average duration of the projected benefit obligation is 10 years. The expected maturity analysis of undiscounted gratuity is as follows

	31 March 2019	31 March 2018
1st Following Year	0.34	0.38
2nd Following Year	0.27	0.37
3rd Following Year	0.25	0.36
4th Following Year	0.23	0.35
5th Following Year	0.29	0.34
Sum of Years 6 To 10	3.01	2.71

Note 13: Other liabilities

	31 March 2019	31 March 2018
Advances received from customers	16.01	0.84
Statutory dues	13.79	11.63
Total other liabilities	29.80	12.47



GATEWAY DISTRI PARKS (KERALA) LIMITED

Notes annexed to and forming part of Financial Statements for the year ended 31 March 2019

(All amounts in INR lakhs, unless otherwise stated)

Note 14: Revenue from operations

	31 March 2019	31 March 2018
Container Handling, Transport, Storage and Ground Rent income (Refer Note below)	1,372.03	1,173.09
Total Revenue from operations	1,372.03	1,173.09
a) Details of Container Handling, Transport, Storage and Ground Rent Income		
Container Ground Rent	155.77	72.67
Container Handling, Transport and Storage	1,216.26	1,100.42
Total	1,372.03	1,173.09

Note 15: Other income

	31 March 2019	31 March 2018
Interest Income:		
- From Bank	3.42	1.24
- From financial assets at amortised cost	6.68	6.31
-Others	0.15	0.17
	10.25	7.72
Liabilities/Provisions no longer required written back	0.35	42.81
Total other income	10.60	50.53

Note 16: Operating expenses

	31 March 2019	31 March 2018
Incentives and commission	46.33	37.41
Transportation Expenditure	163.33	143.70
Labour charges	129.22	114.80
Fuel Charges	38.23	29.22
Sub Contracting Charges	9.75	5.96
Total operating expenses	386.86	331.09

Note 17: Employee benefit expense

	31 March 2019	31 March 2018
Salaries, wages, bonus, etc.	58.31	53.99
Contribution to provident and other funds	2.67	2.64
Gratuity(Refer note 11)	1.51	3.15
Staff welfare expenses	14.36	13.41
Total Employee Benefit Expenses	76.85	73.19

Note 18: Depreciation and amortisation expense

	31 March 2019	31 March 2018
Depreciation on property, plant and equipment (Refer note 3)	184.11	183.20
Amortisation of intangible Assets (Refer note 4)	0.20	0.29
Total depreciation and amortisation expense	184.31	183.49



GATEWAY DISTRI PARKS (KERALA) LIMITED

Notes annexed to and forming part of Financial Statements for the year ended 31 March 2019

(All amounts in INR lakhs, unless otherwise stated)

Note 19: Other expenses

	31 March 2019	31 March 2018
Power and fuel	43.08	28.03
Rent	136.92	135.04
Rates and taxes	10.57	4.01
Repairs & Maintenance:		
Building	19.21	29.72
Plant and machinery	33.01	29.16
Others	0.27	0.61
Insurance	3.45	3.40
Directors Sitting Fees	10.00	0.00
Printing and Stationery	8.82	6.27
Travelling expenses	15.45	12.77
Communication expenses	5.44	5.84
Security Charges	13.16	9.41
Professional charges	4.66	4.56
Audit Fees (Refer note 19(a) below)	4.91	2.50
Provision for Doubtful debts	0.16	0.51
Loss on property plant and equipment written off (net)	2.02	0.85
Miscellaneous expenses	17.17	18.20
Total other expenses	328.30	290.88

19(a) Details of payments to auditors

	31 March 2019	31 March 2018
Payment to auditors		
As auditor:		
Audit fee	2.50	2.50
Limited Review	2.25	-
In Other Capacities		
Taxation matters	0.16	-
Total	4.91	2.50

Note 20: Finance costs

	31 March 2019	31 March 2018
Interest on Loan	66.33	80.60
Interest on income tax	-	-
Finance cost of Zero Coupon Redeemable Preference Shares	218.24	204.92
Bank charges	1.56	1.92
Total Finance cost	286.13	287.44



GATEWAY DISTRI PARKS (KERALA) LIMITED

Notes annexed to and forming part of Financial Statements for the year ended 31 March 2019

(All amounts in INR lakhs, unless otherwise stated)

Note 21: Income tax expense

21(a) Statement of profit and loss:

	31 March 2019	31 March 2018
(a) Income tax expense		
<i>Current tax</i>		
Current tax on profits for the year	24.75	12.33
Total current tax expense/(saving)	24.75	12.33
<i>Deferred tax</i>		
Decrease (increase) in deferred tax assets	-	-
(Decrease) increase in deferred tax liabilities	103.79	(51.73)
MAT Credit Entitlement	24.75	12.33
Total deferred tax expense/(benefit)	79.04	(64.06)
Income tax expense	103.79	(51.73)

21(b) Reconciliation of tax expenses and the accounting profit multiplied by India's tax rate:

	31 March 2019	31 March 2018
Profit before tax	120.18	57.52
Statutory income tax rate	27.82%	27.820%
Computed expected tax expenses	33.43	16.00
<i>Differences due to:</i>		
Tax effect of unabsorbed losses	(33.43)	(16.00)
Tax effect on temporary differences increased/(reversed)	103.79	(51.73)
Effective income tax rate	103.79	(51.73)



22 FAIR VALUE MEASUREMENTS

(a) Financial instrument by category.

Financial Assets	March 31, 2019			March 31, 2018		
	FVPL	FVOCI	Amortised cost	FVPL	FVOCI	Amortised Cost
Trade Receivable	-	-	155.45	-	-	172.13
Cash and Cash equivalent	-	-	114.58	-	-	26.30
Interest accrued on deposits	-	-	0.69	-	-	1.29
Other Financial Assets	-	-	308.05	-	-	306.58
Total Financial Assets	-	-	578.77	-	-	506.30
Financial Liabilities						
Borrowings (including current maturities)	-	-	4,106.16	-	-	4,238.91
Trade Payables	-	-	-	-	-	45.03
Other financial liabilities	-	-	-	-	-	56.74
Total Financial Liabilities	-	-	4,106.16	-	-	4,340.68

(b) Fair Value Hierarchy

Financial assets which are measured at amortised cost for which fair values are disclosed 31-March-2019	Notes	Level 1	Level 2	Level 3	Total
Financial Assets					
Security Deposit	5(d)	-	-	278.76	278.76
Total Financial Assets		-	-	278.76	278.76
Financial Liabilities					
Borrowings (including current maturities)	10(a)	-	-	4,106.16	4,106.16
Total Financial Liabilities		-	-	4,106.16	4,106.16

Financial assets which are measured at amortised cost for which fair values are disclosed 31-March-2018	Notes	Level 1	Level 2	Level 3	Total
Financial Assets					
Security Deposit	5(d)	-	-	268.95	268.95
Total Financial Assets		-	-	268.95	268.95
Financial Liabilities					
Borrowings (including current maturities)	10(a)	-	-	4,238.91	4,238.91
Total Financial Liabilities		-	-	4,238.91	4,238.91

Except for those financial assets/liabilities mentioned in the above table, the Company considers that the carrying amounts recognised in the financial statements approximate their fair values. For financial assets that are measured at fair value, the carrying amounts are equal to the fair values.

Level 1 Hierarchy includes financial instruments measured using quoted price. This includes mutual funds that have quoted price. The mutual funds are valued using the closing NAV.

Level - 2 The fair value of financial instruments that are not traded in an active market (for example trade bond, over-the-counter derivatives) is determined using valuation technique which maximise the use of observable market data and rely as little as possible on entity -specific estimates. If all significant inputs required to fair value an instrument are observable, the instrument is included in Level-2.

Level -3 If one or more of the significant inputs is not based on observable market data, the instrument is include in level 3.

There are no transfers between level 1 and level 2 during the year.

The fair values of security deposit and non current borrowings were calculated based on cash flows discounted at current lending rate/ borrowing rate. They are classified as level 3 fair values in the fair value hierarchy due to the use of unobservable inputs, including own credit risk.



(i) Valuation technique used to determine fair value

Specific valuation technique used to value financial instruments include:

- 1) The fair value of the financial instruments is determined using discounted cash flow analysis.

All of the resulting fair value estimates are included in level 3.

(iii) Fair value of financial assets and liabilities measured as amortised cost

	31 March 2019		31 March 2018	
	Carrying Amounts	Fair Value	Carrying Amounts	Fair Value
Financial Assets				
Security Deposit	278.76	278.76	268.95	268.95
Total Financial Assets	278.76	278.76	268.95	268.95
Financial Liabilities				
Borrowings	4,106.16	4,106.16	4,238.91	4,238.91
Total Financial Liabilities	4,106.16	4,106.16	4,238.91	4,238.91

The fair value of financial instruments that are not traded in an active market is determined using valuation techniques, if any. The Company uses its judgement to select a variety of methods and make assumptions that are mainly based on market conditions existing at the end of each reporting period.

(c) Significant Estimates

The fair value of financial instruments that are not traded in an active market is determined using valuation techniques. The company uses its judgement to select a variety of methods and make assumptions that are mainly based on market conditions existing at the end of each reporting period. For details of the key assumptions used and the impact of changes to these assumptions see (i) above.

<----- The space below has been left blank intentionally----->



Gateway Distriparks Kerala Limited

Notes annexed to and forming part of the Financial Statements for the period ended March 31, 2019
(All amounts in INR lakhs, unless otherwise stated)

23 FINANCIAL RISK MANAGEMENT

The company expose to the market, risk ,liquidity risk and credit risk.

This note explain the sources of risk which the entity is exposed to and how the entity manage the risk .

Risk	Exposure arising from	Measurement	Management
Credit risk	Cash and cash equivalent, trade receivable,financial assets measured at amortised cost.	Ageing analysis	Bank deposit, credit limits
Liquidity risk	Borrowings and other liabilities	Rolling cash flow forecast	Availability of committed borrowings facilities (Cash Credit)
Market risk -interest rate	Long-term borrowings at variable rates	Sensitivity analysis	Monitoring and shifting benchmark interest rates

(A) Credit Risk

Credit risk is the risk that counterparty will not meet its obligation under a financial instrument or customer contract, leading to a financial loss. The Company is exposed to credit risk from its operating activities (primarily trade receivables) and from its financing activities, including deposits with bank and financial institution and other financial instruments.

The Company has defined default period as 180 days past due with no payment received in past 180 days. This definition of default is determined by considering the business environment in which the Company operates and other macro-economic factors. The company considers the probability of default upon initial recognition of asset and whether there has been a significant increase in credit risk on an ongoing basis throughout each reporting period. To assess whether there is a significant increase in credit risk the Company compares the risk of a default occurring on the asset as at the reporting date with the risk of default as at the date of initial recognition. It considers reasonable and supportive forward-looking information such as: adverse changes in business, changes in the operating results of the counterparty, change to the counterparty's ability to meet its obligations etc. Financial assets are written off when there is no reasonable expectation of recovery.

Trade Receivable

Trade receivables are typically unsecured and are derived from revenue earned from customers. Other financial assets are unsecured receivables. It comprises of security deposits , margin money with the bank, utility deposits with the government authorities and accrued income on containers lying at the warehouse/yard but have not been invoiced.

Credit risk has been managed by the Company through credit approvals, establishing credit limits and continuously monitoring the creditworthiness of customers to which the Company grants credit terms in the normal course of business. On account of adoption of Ind AS 109, the Company uses expected credit loss model to assess the impairment loss or gain. The Company uses a provision matrix and forward-looking information and an assessment of the credit risk over the expected life of the financial asset to compute the expected credit loss allowance for trade receivables. There are no significant credit risk pertaining to margin money and utility deposits.

Of the Trade Receivables balance as at 31 March 2019, the top 5 customers of the Company represent the balance of Rs. 74.05 lakhs (2018- Rs. 93.09 lakhs). There are 5 customer who represent more than 5% of total balance of Trade Receivables.

Total maximum credit exposure on trade receivable as at 31 March 2019 is Rs. 155.45 lakhs (31 March 2018 is Rs. 172.13 lakhs)



(C) Market Risk

Market risks comprises of price risk and interest rate risk. The Company does not designate any fixed rate financial assets as fair value through profit and loss nor at fair value through OCI. Therefore company is not exposed to any interest rate risks. Similary Company does not have any financial instrument which is exposed to change in price.

24 CAPITAL MANAGEMENT

The Company considers total equity as shown in the balance sheet including retained profit and share capital as managed capital.

The Company aim to manages its capital efficiently so as to safeguard its ability to continue as a going concern and to optimize returns to shareholders. The capital structure of the Company is based on management's judgment of the appropriate balance of key elements in order to meet its strategic and day-to-day needs. The Company considers the amount of capital in proportion to risk and manage the capital structure in light of changes in economic conditions and the risk characteristics of the underlying assets. In order to maintain or adjust the capital structure, the Company may adjust the amount of dividends paid to shareholders, return capital to shareholders or issue new shares.

The company's policy is to maintain a stable and strong capital structure with a focus on total equity so as to maintain investor, creditors and market confidence and to sustain future development and growth of its business. The company will take appropriate steps in order to maintain, or if necessary adjust, its capital structure. company is not subject to financial covenants in any of its significant financing agreements.

The management monitors the return on capital as well as the level of dividends to shareholders.

The capital components of the Company are as given below:

	31-Mar-19	31-Mar-18
Total Equity	2,219.47	2,202.91
Total Borrowings	4,106.16	4,238.91
Cash & Cash Equivalents	114.58	26.30
Net debt	3,991.58	4,212.61
Debt to Equity Ratio	1.80	1.91



25 SEGMENT INFORMATION:

- (i) The Company is engaged in business of Container Freight Station. "Container Freight Station" segment includes common user facilities located at various sea ports in India, offering services for handling (including related transport), temporary storage of import / export laden and empty containers and cargo carried under customs control.

Operating segments are reported in a manner consistent with the internal reporting provided to the Chief Operating Decision Maker ("CODM") of the Company. The CODM, who is responsible for allocating resources and assessing performance of the operating segments, has been identified as the Chairman of the Company. The company has identified one reportable segment "Container Freight Station" i.e. based on the information reviewed by CODM. Thus, the segment revenue, segment results, total carrying amount of segment assets, total carrying amount of segment liabilities, total cost incurred to acquire segment assets, total amount of charge for depreciation during the year is as reflected in the Financial Statement as of and for the year ended 31 March 2019.

- (ii) Segment revenue

The company operates as a single segment. The segment revenue is measured in the same way as in the statement of profit or loss

Segment	31 March 2019		31 March 2018	
	Revenue from external customers	Total segment revenue	Revenue from external customers	Total segment revenue
Container Freight Station	1,372.03	1,372.03	1,173.09	1,173.09
Total Segment revenue	1,372.03	1,372.03	1,173.09	1,173.09

The company is domiciled in India. All the assets and revenue are within India. No revenue or assets from/or outside India

Revenue from external customers	31 March 2019	31 March 2018
India	1,372.03	1,173.09
Outside India	-	-
Total	1,372.03	1,173.09

The amount of its non-current assets broken down by location of the customers is shown in the table below.

Non-current assets*	31 March 2019	31 March 2018
India	6,099.57	6,258.27
Outside India	-	-
Total	6,099.57	6,258.27

*Other than deferred tax assets

(iii)	31 March 2019	31 March 2018
Number of Customers from whom revenue is more than 10% of total revenue	1	1

26 Related Party Disclosure

- A) Name of related parties and related parties relationship :

- (1) Holding Company

Gateway Distriparks Limited (60% share holding)

- (2) Investing party in respect of which the Company is an associate:

Chakiat Agencies Private Limited

- (3) Entities in which directors have control/significant influence

Chakiat Shipping Services Private Limited

C. A. Logistics Private Limited

- (4) Key Management Personnel- Directors

Raghu Jairam

Prem Kishan Das Gupta

P Narayanan

Mr. Shabbir Hassanbhai

Mr. Bhaskar Avula Reddy



GATEWAY DISTRI PARKS KERALA LIMITED

Notes annexed to and forming part of the Financial Statements for the year ended March 31, 2019

(All amounts in INR lakhs, unless otherwise stated)

B) Related party transactions

Sl. No.	Name of Party	Nature of Transaction	31 March 2019	31 March 2018
1	Chakiat Agencies	Revenue from operations	329.74	185.16
		Transportation Charges	76.37	68.56
		Reimbursement of expenses	0.15	0.01
		Incentive / Commission	5.47	2.76
2	Chakiat Agencies Private Limited	Reimbursement of expenses	0.56	0.58
		Interest Expense for Redemable Preference Shares	10.04	9.43
		Purchase of Container	-	18.00
3	Chakiat Shipping Services Private Limited	Incentive / Commission	2.65	1.87
		Interest Expense for Redemable Preference Shares	77.24	72.52
		Purchase of Container	-	9.00
4	Gateway Distriparks Limited	Interest Expense for Redemable Preference Shares	130.96	122.95
5	Shri.Prem Kishan Dass Gupta Shri.Shabbir Hakimuddin Hassanbhai Shri.P.Narayanan Shri.Raghu Jairam Shri.Bhaskar Aluva Reddy	Directors sitting fees	2.00	0.00
			2.00	0.00
			2.00	0.00
			2.00	0.00
			2.00	0.00

C) Outstanding at the end of the year

S.No.	Party Name	31 March 2019	31 March 2018
1	Receivables		
	For Goods and Services		
1	Chakiat Agencies	21.10	54.58
		21.10	54.58
1	For Capital Advances		
	Chakiat Shipping Services Private Limited	1,172.51	1,172.51
2	Chakiat Agencies Private Limited	74.60	74.60
		1,247.11	1,247.11
	Total Receivable	1,268.21	1,301.69
1	Payables		
	Chakiat Agencies	8.19	6.83
2	Chakiat Shipping Services Private Limited	0.48	0.55
	Total Payable	8.67	7.38

(D) Loans to/from related parties

No loan has been given/ received to/ from any related parties.

Note: In the opinion of the management, transactions reported herein are on arm's length basis.




GATEWAY DISTRI PARKS KERALA LIMITED

Notes annexed to and forming part of the Financial Statements for the year ended March 31, 2019

(All amounts in INR Lakhs, unless otherwise stated)

27 Contingent liabilities and commitments

Particulars	31 March 2019	31 March 2018
COMMITMENTS:		
Estimated amount of contracts remaining to be executed on capital account	-	112.49
CONTINGENT LIABILITIES:		
The Company has contingent liabilities as at 31 March 2019 and 31 March 2018 in respect of:		
(a) Guarantees excluding financial guarantees:		
Bank Guarantees and Continuity Bonds executed in favour of The President of India through the Commissioners of Excise and Customs and Sales Tax	16,900.00	10,165.50
(b) There are numerous interpretative issues relating to the Supreme Court (SC) judgement dated 28th February, 2019 on Provident Fund (PF) on the inclusion of allowances for the purpose of PF contribution as well as its applicability of effective date. The Company is evaluating and seeking legal inputs regarding various interpretative issues and its impact.		
(b) Claim not acknowledged as debts:		
<p>a) Company entered into a joint venture with PACE CFS since it had an ICD license on 29-09-2007 for a period of 3 years. Company had given a security deposit of Rs 150 Lakhs to PACE as a part of the agreement and against which PACE CFS created an equitable mortgagee on the facilities viz lease land of 1.68 acres at Aroor with 25000sq ft building in the favour of company by depositing original title deeds. The joint venture operation with Pace CFS Private Limited was terminated on 28.09.2010. PACE CFS Private Ltd had initiated arbitration proceedings against the company claiming a sum of INR 137.17 Lakhs. The Company has filed a recovery suit in response to suit filed by its joint venture partner in Sub Court Chertala for a total Sum of Rs.2085.00 Lakhs, being value of security deposit and interest thereon. The learned Arbitrator by his award dated 25-08-2015 allowed the claim of M/s. Pace CFS in part and dismissed the counter claim of company. It was held that Ms. Pace CFS is entitled to an amount of INR .89 Lakhs /- towards minimum remuneration and that they are entitled to be adjusted against the deposit made. Challenging the award of the Arbitrator two applications have been filed before the District Court, Ernakulam as Arb. O.P. No. 1362/ 15 and 13631/15. Both the appeals have been admitted and the same has been posted for hearing. The security deposit of INR 150.00 Lakhs given to Pace CFS Private Limited is considered as good and recoverable in spite of disputes between joint venture partner and based on legal advice management is of the opinion that no provision is required to be made in respect of the aforesaid case.</p>		
<p>b) Company had given a security deposit of Rs 150 Lakhs to PACE as a part of JV agreement against which PACE CFS created an equitable mortgagee on the facilities viz lease land of 1.68 acres at Aroor with 25000sq ft building in the favour of company by depositing original title deeds. The legal owner of the property, Mrs. Rajamani Amma, filed a suit seeking a declaration that the sale deeds have been collected by company from co-operative Bank, Kollam not to create any mortgage and that company is liable to return the title deeds. An Injunction is also sought against M/s. GDKL from proceeding against the property on the basis of equitable mortgage purported to have been created. The written statement has been filed in the said case controverting the allegations in the plaint.</p> <p>Mrs. Rajamani Amma died on 23-08-2014, whereby, an application was filed by one Rajan Pillai Foundation alleging that smt. Rajamani Amma had executed a Will making the foundation a legatee under the Will. The Munsiffs Court Cherthala allowed the application on 25-07-2016 without considering any of the issues. A Revision Petition was filed by company before the Honble High court of Kerala as C.R.P. 35612016. The revision was allowed in favour of company on 20-02- 2017. The suit is pending before the Cherthala Court. As per the management, there will be no implication on the company.</p>		
<p>c) During 2016-17, Cochin port trust raised a demand for additional lease rent amounting to INR 90.18 lakhs for delay in completion of construction. As per the Cochin Port Trust, construction was completed on 05 December 2014 however the same was completed by 20-10-2012. The company has filed a reply stating that the construction has been completed within time and no liability should arise. Further, no proceedings have been initiated by the Cochin Port Trust and the matter remains status quo. Management is of the opinion that no provision is required to be made in respect of the aforesaid case.</p>		
<p>d) The company had paid INR 695.97 Lakhs as upfront premium at the time of obtaining leasehold right on leasehold land. This leasehold land is used for the business of the company. Company has capitalized the same as intangible assets as per Income Tax Act and claimed depreciation @25%. The Principal Commissioner of Income Tax ("PCIT") has initiated the revisionary proceedings under Section 263 of the Act in so far as it relates to allowance of the depreciation claimed on lease premium paid for acquisition of land under Section 32(1)(ii) of the Act disallowing the depreciation claimed. Management is of the opinion that no provision is required to be made in respect of the aforesaid case.</p>		



GATEWAY DISTRI PARKS KERALA LIMITED

Notes annexed to and forming part of the Financial Statements for the period ended March 31, 2019

(All amounts in INR Lakhs, unless otherwise stated)

(c) Non-cancellable operating lease

The Company has non-cancellable operating lease till October 2040 for land used for Container Freight

	31 March 2019	31 March 2018
Commitments for minimum lease payments in relation to non-cancellable operating leases are payable as follows		
Within one year	97.93	95.96
Later than one year but not later than five years	411.70	403.42
Later than five years	2,163.77	2,120.23
	2,673.40	2,619.61
Rental expenses relating to operating leases		
	31 March 2019	31 March 2018
Rent Expense	96.01	94.07
Total rent expense relating to operating lease	96.01	94.07

28 DETAILS OF DUES TO MICRO AND SMALL ENTERPRISES AS DEFINED UNDER THE MICRO, SMALL AND MEDIUM ENTERPRISES DEVELOPMENT (MSMED)

The Micro, Small and Medium Enterprises have been identified by the Company from the available information, which has been relied upon by the auditors. According to such identification, the disclosures as per Section 22 of 'The Micro, Small and Medium Enterprise Development (MSMED) Act, 2006' are as follows:

	31 March 2019	31 March 2018
i) The principal amount and the interest due thereon remaining unpaid to any supplier		
- Principal amount	-	-
- Interest thereon	-	-
ii) The amount of interest paid by the buyer in terms of section 18, along with the amounts of the payment made to the supplier beyond the appointed day.	-	-
iii) The amount of interest due and payable for the year of delay in making payment (which have been paid but beyond the appointed day during the year) but without adding the interest specified under this act.	-	-
iv) The amount of interest accrued and remaining unpaid.	-	-
v) The amount of further interest remaining due and payable even in the succeeding years, until such date when the interest dues above are actually paid to the small investor.	-	-

The above information has been determined to the extent such parties could be identified on the basis of the information available with the Company regarding the status of suppliers under the MSMED.

29 EARNINGS PER SHARE

Basic and Diluted EPS amounts are calculated by dividing the profit for the year attributable to equity holders by the weighted average number of Equity shares outstanding during the year.

	31 March 2019	31 March 2018
Profit attributable to the equity holders of the company used in calculating basic/ diluted earnings per share	16.39	109.26
Weighted average number of equity shares used as the denominator in calculating basic/ diluted earnings per share (In Lakhs)	230.50	230.50
Total basic/ diluted earnings per share attributable to the equity holders of the company	0.07	0.47



30 OFFSETTING FINANCIAL ASSETS AND FINANCIAL LIABILITIES

(a) Collateral against borrowings

Vehicles acquired from vehicle loan, freehold land and lease hold land are pledged as security against debt facilities from the lender. For carrying amount of assets pledged as security refer note 10(a).

31 Standards issued but not yet effective up to the date of Financial Statements

Standards issued but not yet effective:

The amendments to standards that are issued, but not yet effective, up to the date of issuance of the Company's financial statements are disclosed below. The Company intends to adopt these standards, if applicable, when they become effective. The Ministry of Corporate Affairs (MCA) has issued the Companies (Indian Accounting Standards) Amendment Rules, 2017 and Companies (Indian Accounting Standards) Amendment Rules, 2018 amending the following standard:

Ind AS 116 Leases

Ind AS 116 Leases was notified by MCA on 30 March 2019 and it replaces Ind AS 17 Leases, including appendices thereto. Ind AS 116 is effective for annual periods beginning on or after 1 April 2019. Ind AS 116 sets out the principles for the recognition, measurement, presentation and disclosure of leases and requires lessees to account for all leases under a single on-balance sheet model similar to the accounting for finance leases under Ind AS 17. The standard includes two recognition exemptions for lessees – leases of 'low-value' assets (e.g., personal computers) and short-term leases (i.e., leases with a lease term of 12 months or less). At the commencement date of a lease, a lessee will recognise a liability to make lease payments (i.e., the lease liability) and an asset representing the right to use the underlying asset during the lease term (i.e., the right-of-use asset). Lessees will be required to separately recognise the interest expense on the lease liability and the depreciation expense on the right-of-use asset. Lessees will be also required to remeasure the lease liability upon the occurrence of certain events (e.g., a change in the lease term, a change in future lease payments resulting from a change in an index or rate used to determine those payments). The lessee will generally recognise the amount of the remeasurement of the lease liability as an adjustment to the right-of-use asset. Lessor accounting under Ind AS 116 is substantially unchanged from today's accounting under Ind AS 17. Lessors will continue to classify all leases using the same classification principle as in Ind AS 17 and distinguish between two types of leases: operating and finance leases. The Company intends to adopt these standards from 1 April 2019. The impact on adoption of Ind AS 116 on the financial statements is given below. Ind AS 116 also requires lessees and lessors to make more extensive disclosures than under Ind AS 17.

Transition to Ind AS 116

The Company is proposing to use the 'Modified Retrospective Approach' for transitioning to Ind AS 116, and take the cumulative adjustment to retained earnings, on the date of initial application (April 1, 2019). Accordingly, comparatives for the year ending or ended March 31, 2019 will not be retrospectively adjusted. The Company has elected certain available practical expedients on transition.

The company is evaluating the requirements of the amendment and the effect on the financial statements is being evaluated

The above Statement of Profit & Loss account should be read in conjunction with the accompanying notes.
In terms of our report of even date.

For S.R. Batliboi & Co. LLP

Firm Registration No.: 301003E/E300005
Chartered Accountants

per Vishal Sharma
Partner
Membership No.: 96766



For and on behalf of the Board of Directors of
Gateway Distriparks (Kerala) Limited

Prem Kishan Dass Gupta
Chairman
DIN: 00011670

P. Narayanan
Director
DIN: 00307798

S. Kartik Aiyar
Company Secretary

R. Kumar
Chief Finance Officer

Place: New Delhi
Date: 13 May 2019

Place: New Delhi
Date: 13 May 2019